

Royal Bahamas Police Force

Creating Safer Communities



MEET THE PRESS

OCTOBER 13, 2021

NATIONWIDE CRIME STATISTICS
JANUARY – SEPTEMBER 2021

TABLE OF CONTENTS

Nationwide Crime Analysis.....	1
Nationwide Crime Statistics	3
Murder	4
Sexual Offences	6
Armed Robbery	7
Housebreakings.....	10
Stealing from Vehicle	12
Stolen Vehicle.....	14
New Providence District.....	16
New Providence District Breakdown	17
Grand Bahama & Northern Bahamas District (Abaco & Bimini).....	18
Grand Bahama & Northern Bahamas District Breakdown.....	19
Family Islands District.....	20
Family Islands District Breakdown	21
Detection Rates - All Bahamas.....	22
Cybercrime	24
Crime Scene Investigation.....	24
Illegal Firearm Discovery and Seizure Demographics	25
Dangerous Drugs Discovery, Seizures and Arrests.....	26
Missing Persons	28
Other Police Activities.....	29
Complaints Against Police Officers	30
Fire Calls – All Bahamas	31
Miscellaneous Incidents.....	32
Domestic Related Cases	33
Police-Involved Shootings.....	34
Suicide Incidents.....	35
Traffic Incidents.....	36
Training.....	37
Persons Arrested	38
Persons Charged	39
Court Case Disposition	41
Productivity Loss	42

Nationwide Crime Analysis
January to September
2021 vs 2020

Preliminary figures for the period January to September 2021 indicate that major crimes decreased by 2% with 2,973 cases, compared to 3,019 over the same period in 2020. There were regional decreases in the Grand Bahama and Northern Bahamas District and the Family Islands District at rates of 6% and 11% respectively, compared to 2020. Recorded crimes in New Providence remain unchanged when compared to the same period in 2020.

Crimes against the person increased by 26% with 643 incidents, compared to 509 in 2020. There was a 33% increase in New Providence, 5% increase in Grand Bahama and 39% decrease in the Family Islands. Property crimes decreased by 7% with 2,330 incidents, compared to 2,510 in 2020. There were regional decreases across the board including a 7% decrease in New Providence, 8% decrease in Grand Bahama and a 7% decrease in the Family Islands.

Homicides increased by 61% with 87 incidents, compared to 54 over the same period in 2020. There were 79 murders in New Providence, 6 in Grand Bahama District and 2 in the Family Islands District. The solvency rate for murder stands at 59%. Victims between the ages of 18 and 35 represented 66% of all homicides. Homicides were more prevalent in the **South-Central Division**, accounting for 18% of the overall total. Based on preliminary figures, homicides are more likely to occur on a Monday or Thursday than any other day of the week between the hours of 4pm and 12am. Firearms were used in the commission of 75 homicides and fatal gunshot wounds remain the leading cause of death for homicides.

Armed robberies increased by 45% with 317 incidents, compared to 218 over the same period in 2020. Armed robberies were more prevalent in the **South-Central Division**, accounting for 20% of the overall total. Based on preliminary figures, armed robberies were more likely to occur on a Thursday than any other day of the week and these incidents peak at night between the hours of 7pm and 10pm. Most armed robberies occur at business establishments, at the street level and at residences respectively. Firearms continue to be the weapon of choice for the commission of armed robberies. Males represent the highest percentage of victims at 61%, compared to female victims at 39%.

Robberies increased by 16% with 73 incidents, compared to 63 over the same period in 2020. Robberies were more prevalent in the **Northeastern Division**, which accounted for 18% of the overall total. Based on preliminary figures, robberies are more likely to occur on a Wednesday than any other day of the week and these incidents peak between the hours of 1pm and 8pm. Males represent the highest percentage of victims targeted at 71%, compared to female victims at 29%.

Stolen vehicles increased by 22% with 209 incidents, compared to 172 over the same period in 2020. **Nissans** and **Hondas** were the most targeted vehicles of choice, representing 38% and 22% respectively of all vehicles stolen. Most vehicles were stolen from the owner's residence. Stolen vehicles were mostly reported in the **Southwestern Division**, accounting for 25% of the overall total. Thirty-three percent of stolen vehicles were recovered.

Stealing from vehicles decreased by 30% with 489 incidents, compared to 701 over the same period in 2020. The most frequent items stolen included cash, electronics, tools and personal effects. Nissan

Cubes were mostly targeted, with Nissan Notes and Honda Accords trending close behind. Based on preliminary figures, stealing from vehicles are more likely to occur on a Friday than any other day of the week. Stealing from vehicles was mostly reported in the **Southwestern Division**, accounting for 15% of recorded matters.

Housebreakings decreased by 4% with 409 incidents, compared to 426 over the same period in 2020. **New Providence District** accounted for 261 or 64% of all housebreakings, most of which occurred in the **Eastern Division** accounting for 11% of the overall figure. **Grand Bahama**, including **Abaco and Bimini**, accounted for 84 or 21% of all housebreakings. The **Family Islands District** accounted for the remaining 64 or 15%, most of which occurred in Eleuthera with 22 incidents. Based on preliminary figures, housebreakings are more likely to occur on a Tuesday than any other day of the week.

Shopbreakings decreased by 15% with 342 incidents, compared to 403 over the same period in 2020. **New Providence District** accounted for 269 or 79% of shopbreakings, most of which occurred in the **Northeastern Division** with 67 incidents. **Grand Bahama**, including **Abaco and Bimini**, accounted for 29 or 8% of shopbreakings, most of which occurred in the **Central Division** with 7 incidents. The **Family Islands District** accounted for the remaining 44 or 13% of shopbreakings, most of which occurred in **Andros** with 17 incidents. Based on preliminary figures, shopbreakings are more likely to occur on a Friday than any other day of the week.

For the period in review, a total of 201 **firearms** and 2,536 rounds of ammunition were discovered and seized throughout the Commonwealth of The Bahamas. As a result, 161 persons were charged with possession of illegal firearms. Additionally, **ShotSpotter** detected 467 gunshot incidents, consisting of 322 multiple shots, 98 single shots and 47 probable shots, totaling 2,125 rounds discharged.

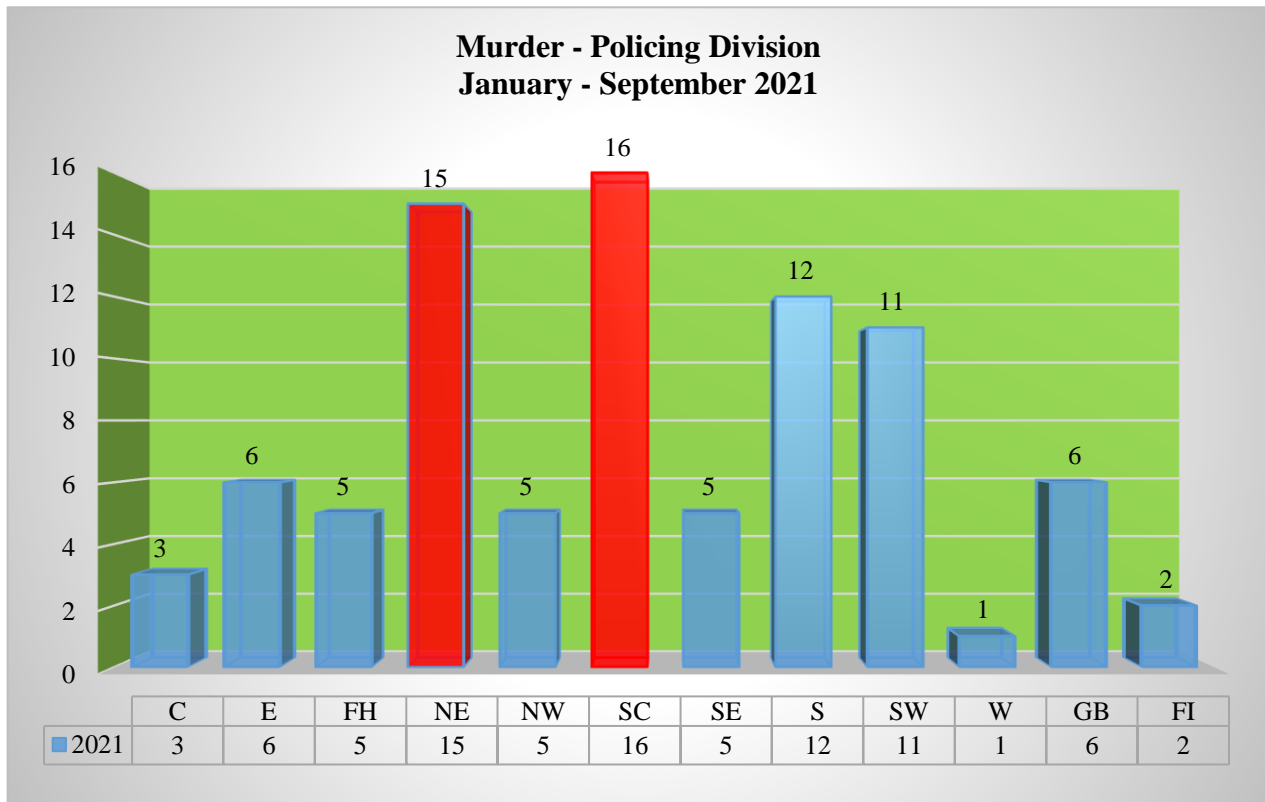
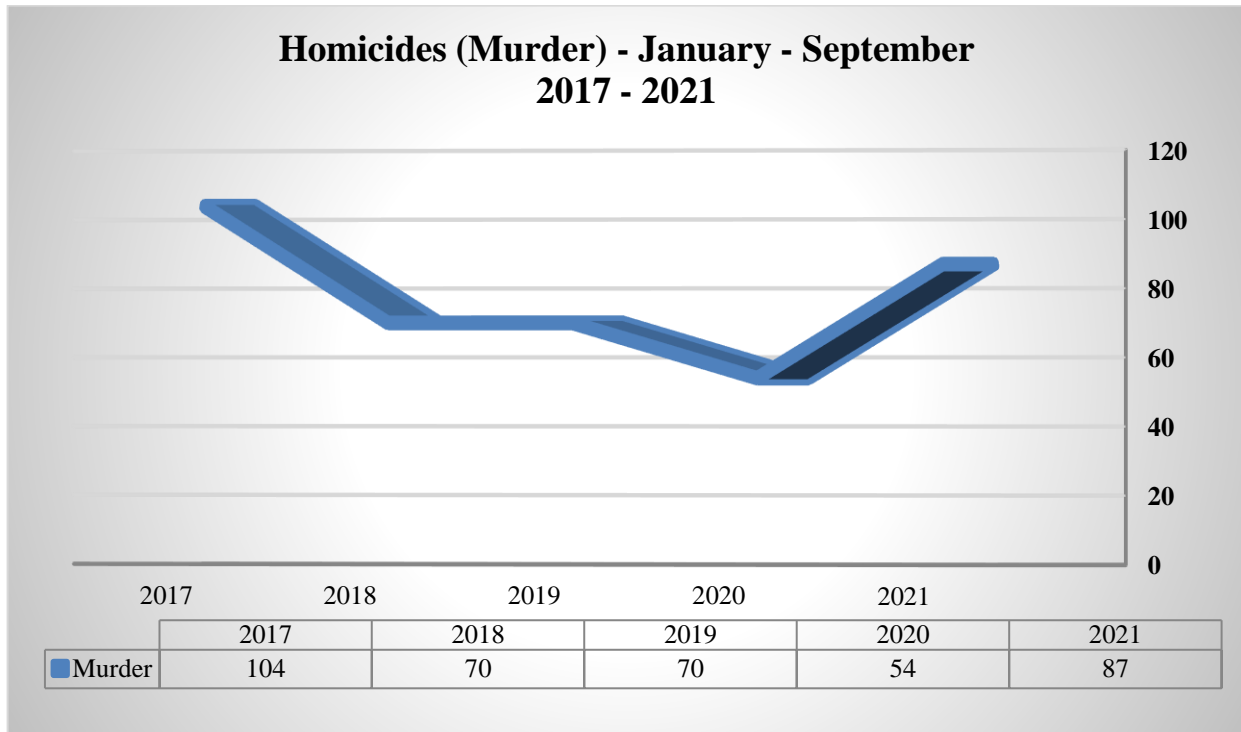
The Force responded to 42 Covid-19 calls for assistance. Furthermore, officers of the Royal Bahamas Police Force conducted 19,425 field check patrols, 658 road checks and executed 558 warrants of arrest throughout the Commonwealth of The Bahamas. As a result of these efforts, 13,856 persons were arrested and 5,713 suspects were charged representing a 41% charge rate. There were 2,241 convictions in the Magistrates Court and 35 acquittals. Five hundred, thirty-six matters were discharged, 272 matters were withdrawn by the virtual complainant, and 4 were withdrawn due to the death of the suspect.

Nationwide Crime Statistics
January – September
2021 vs 2020

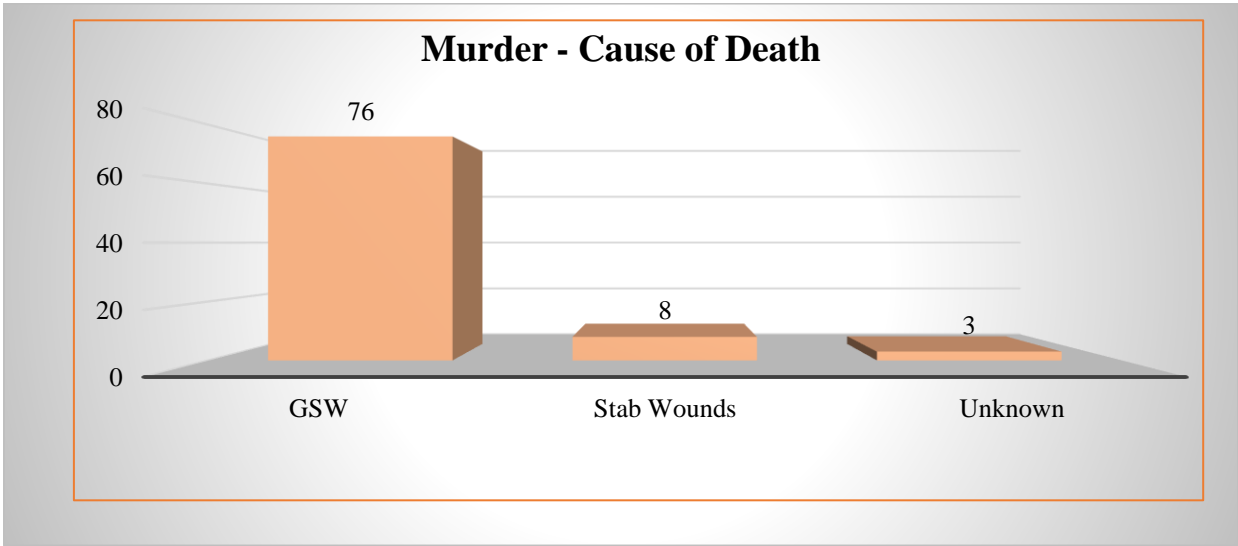
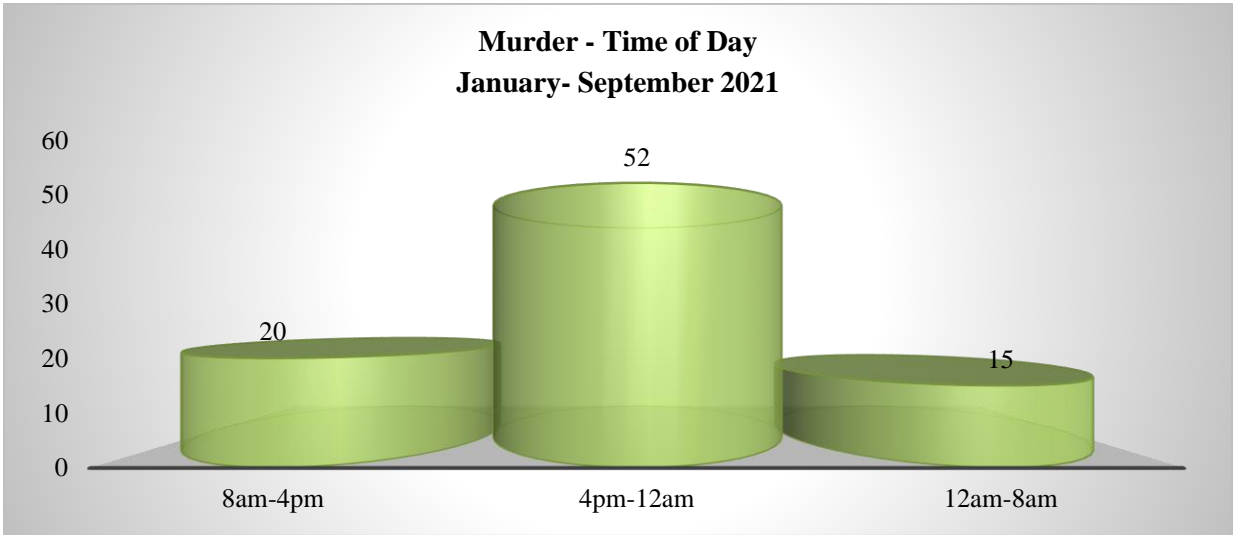
Crimes Against the Person	2021	2020	% CHANGE
Murder	87	54	61
Attempted Murder	20	15	33
Manslaughter	4	1	300
Rape	40	37	8
Attempted Rape	4	5	-20
Unlawful Sexual Intercourse	87	109	-20
Armed Robbery	317	218	45
Robbery	73	63	16
Attempted Robbery	11	7	57
Sub-Total	643	509	26
Crimes Against the Property	2021	2020	% CHANGE
Burglary	61	111	-45
Housebreaking	409	426	-4
Shopbreaking	342	403	-15
Stealing	820	697	18
Stealing from Vehicle	489	701	-30
Stolen Vehicle	209	172	22
Sub-Total	2330	2510	-7
Total	2973	3019	-2

Murder

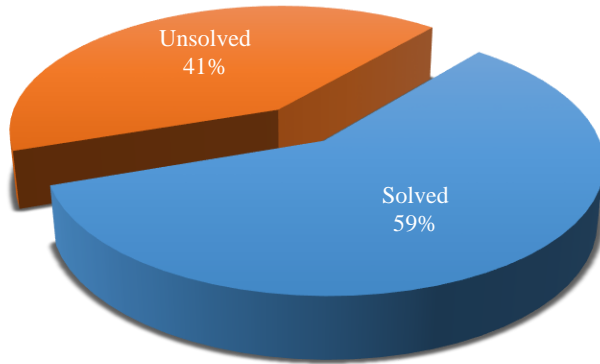
For the period in review, murders increased by 61% with 87 cases compared to 54 over the same period in 2020.



N.B. These are preliminary figures and are subject to change. Research and Policy Branch, RBPF.



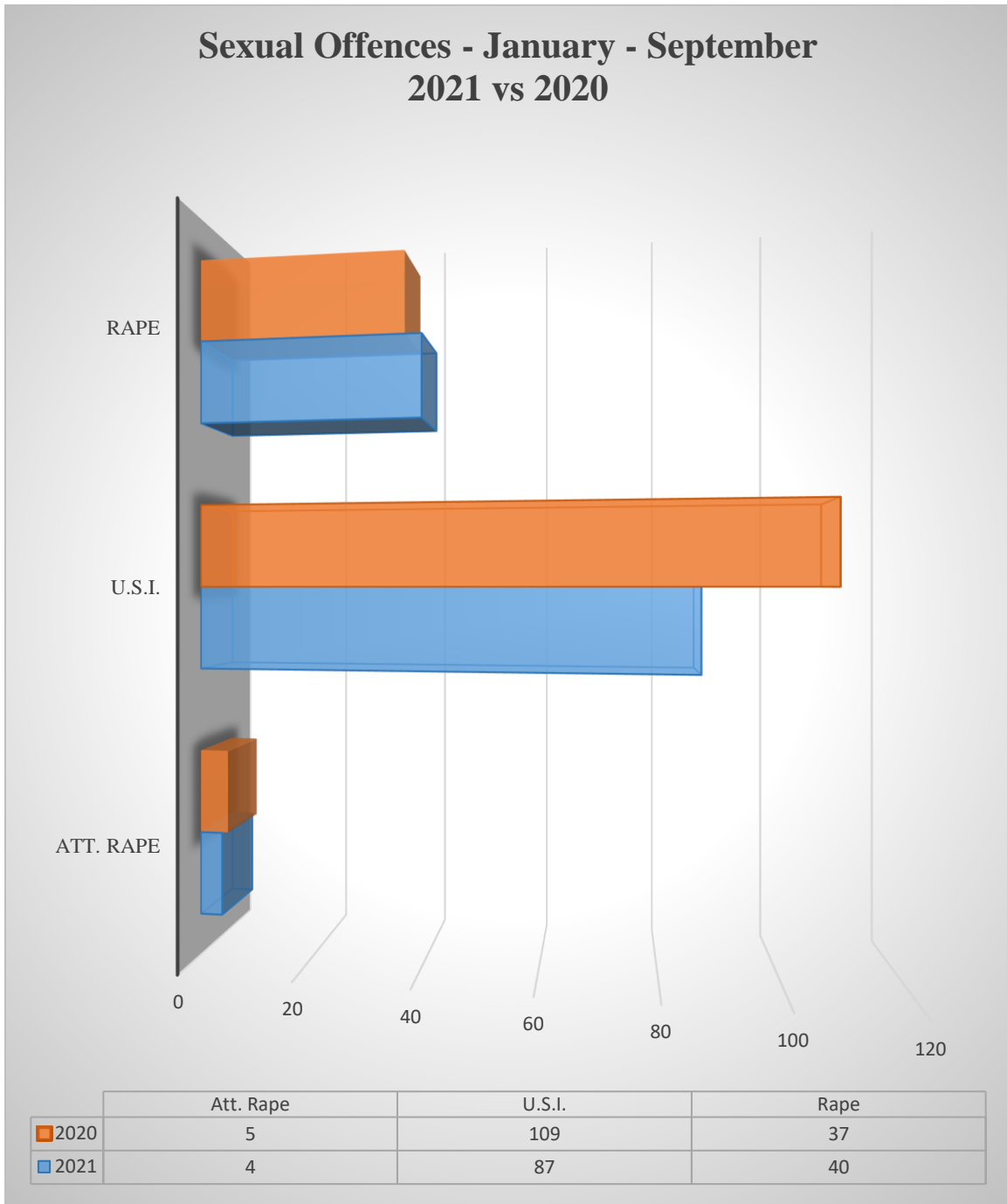
**Murder Solvency Rate
January - September 2021**



N.B. These are preliminary figures and are subject to change. Research and Policy Branch, RBPF.

Sexual Offences

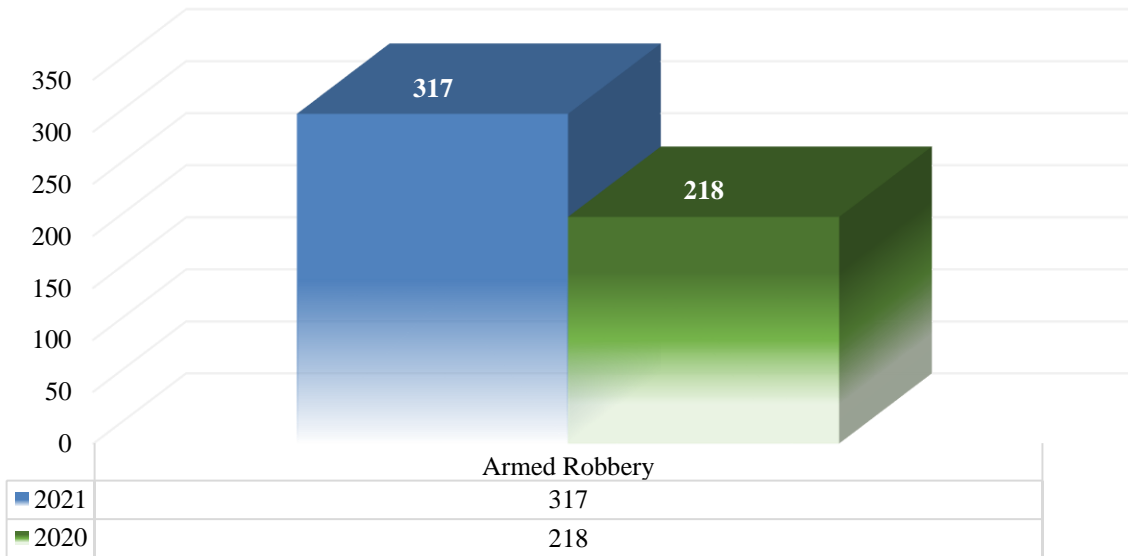
For the period in review, sexual offences decreased by 13% with 131 incidents, compared to 151 over the same period in 2020. These offences include rape, unlawful sexual intercourse and attempted rape. (N.B. Unlawful sexual intercourse includes incest).



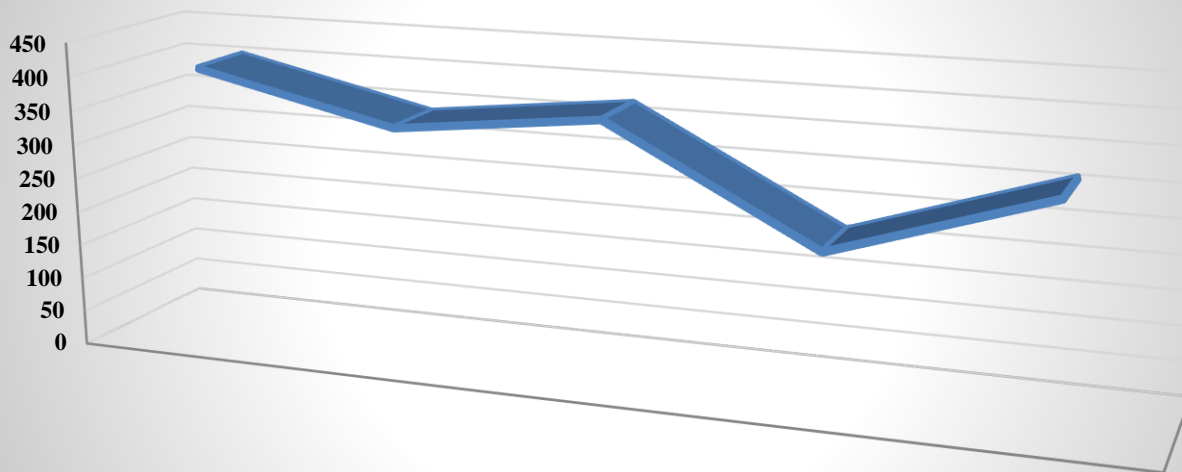
Armed Robbery

For the period in review, armed robberies increased by 45% with 317 incidents, compared to 218 in 2020.

**Armed Robbery - January - September
2021 vs 2020**

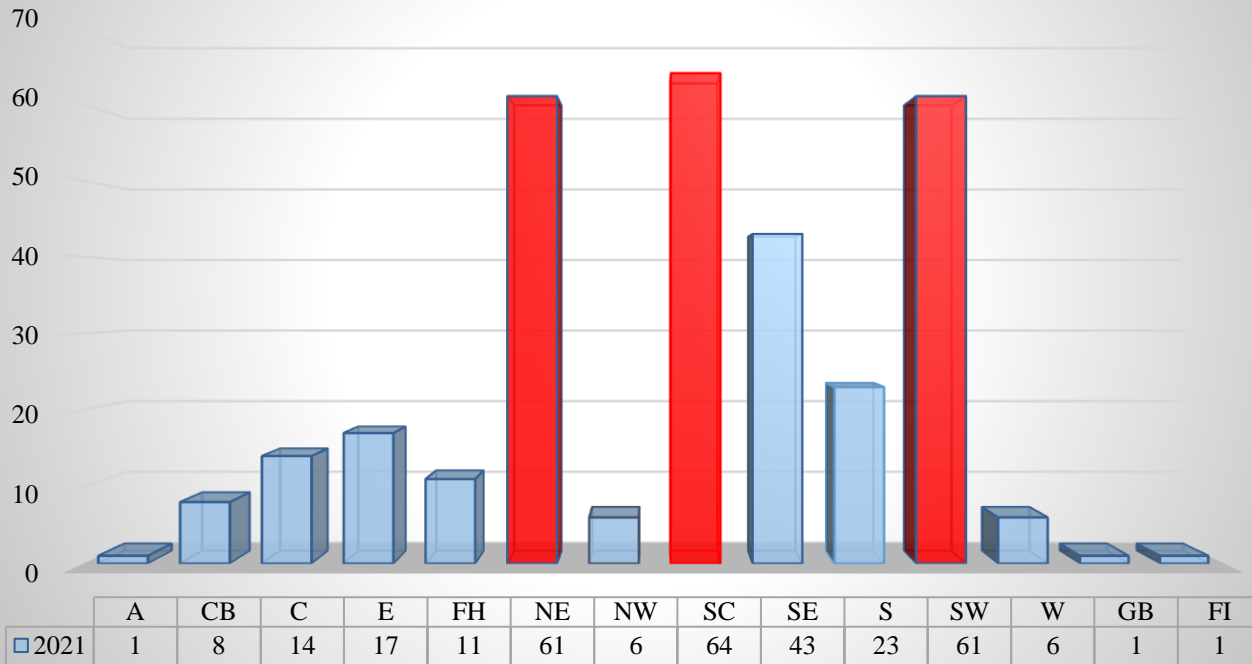


**Armed Robbery - January - September
2017 - 2021**

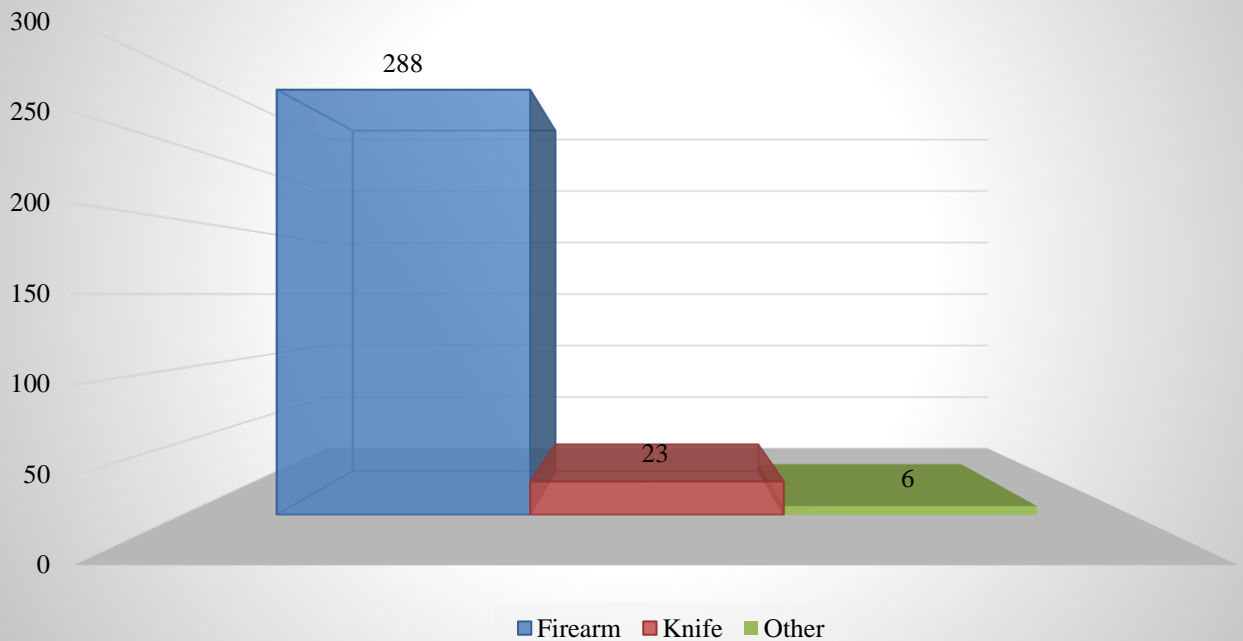


	2017	2018	2019	2020	2021
Armed Robbery	407	341	375	218	317

Armed Robbery - Police Division January - September 2021

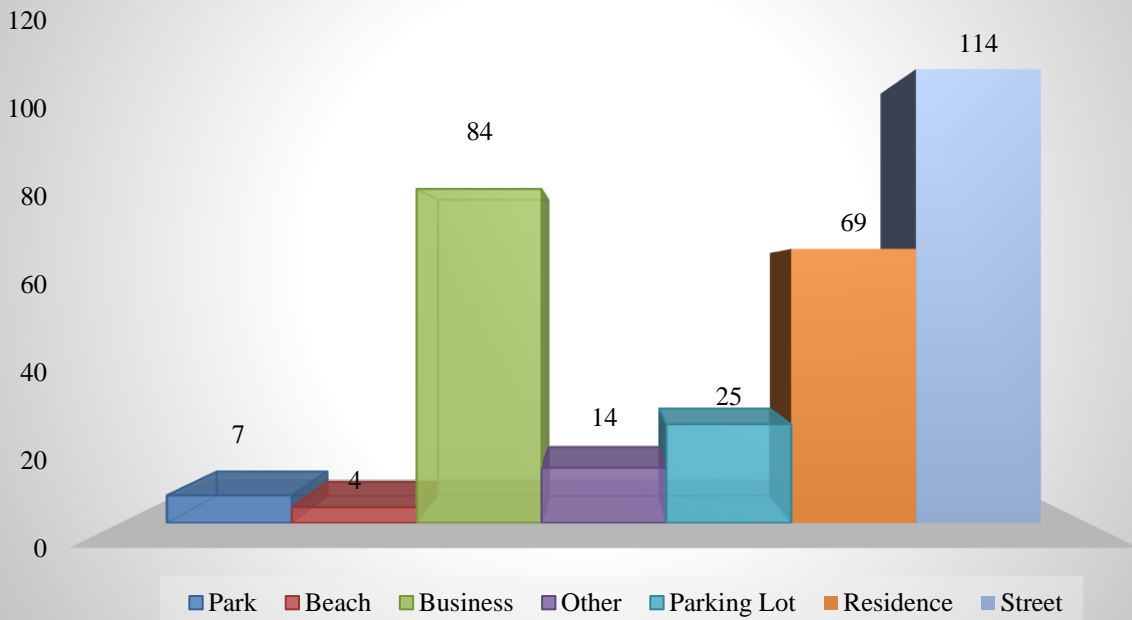


Armed Robbery - Weapon Used January - September 2021

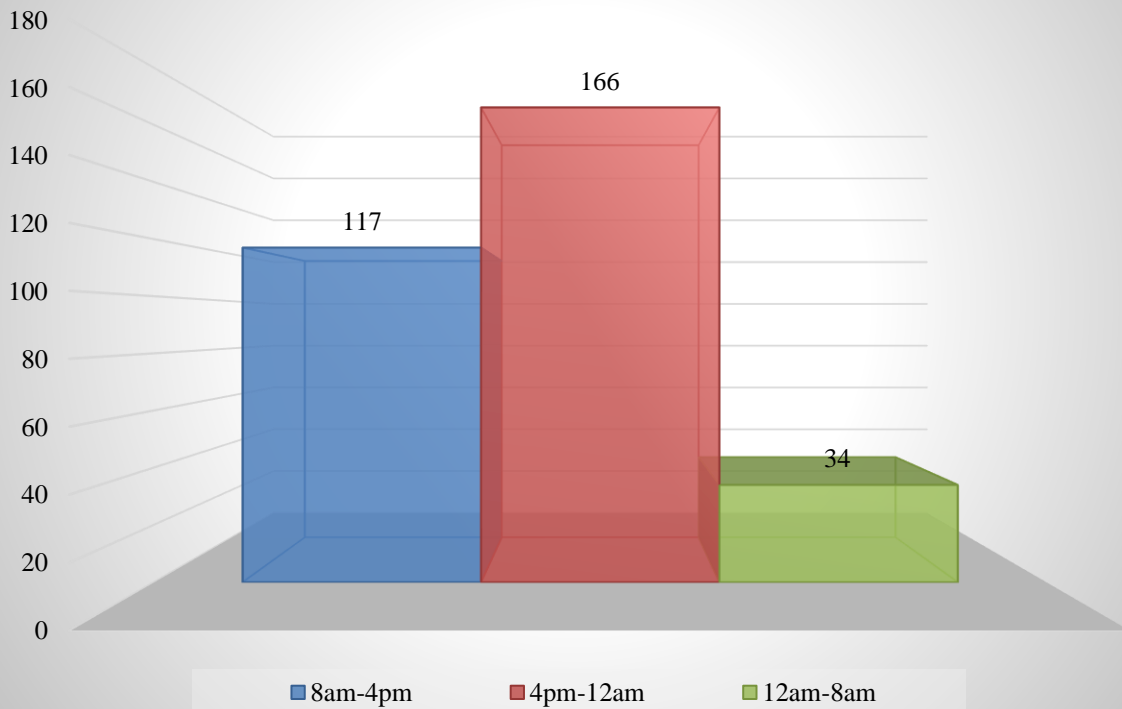


N.B. These are preliminary figures and are subject to change. Research and Policy Branch, RBPF.

Armed Robbery - January - September 2021 Incident Location

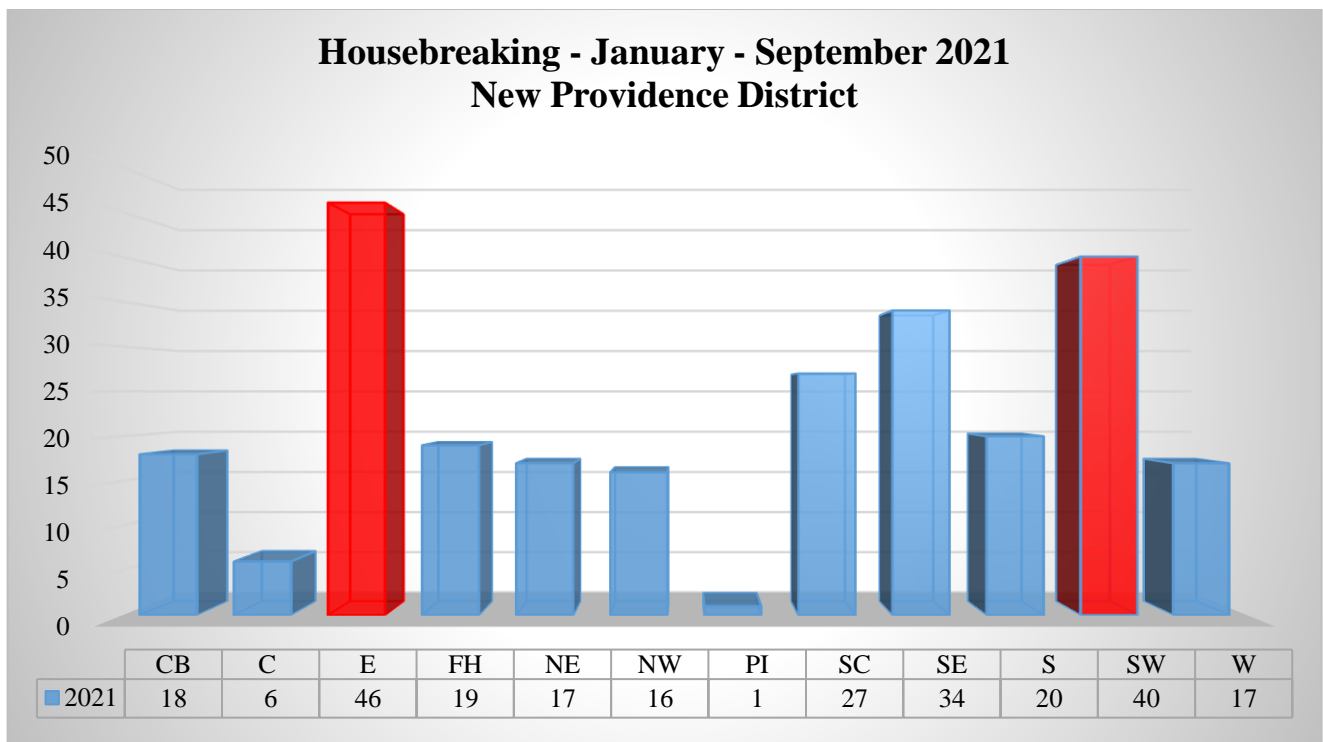
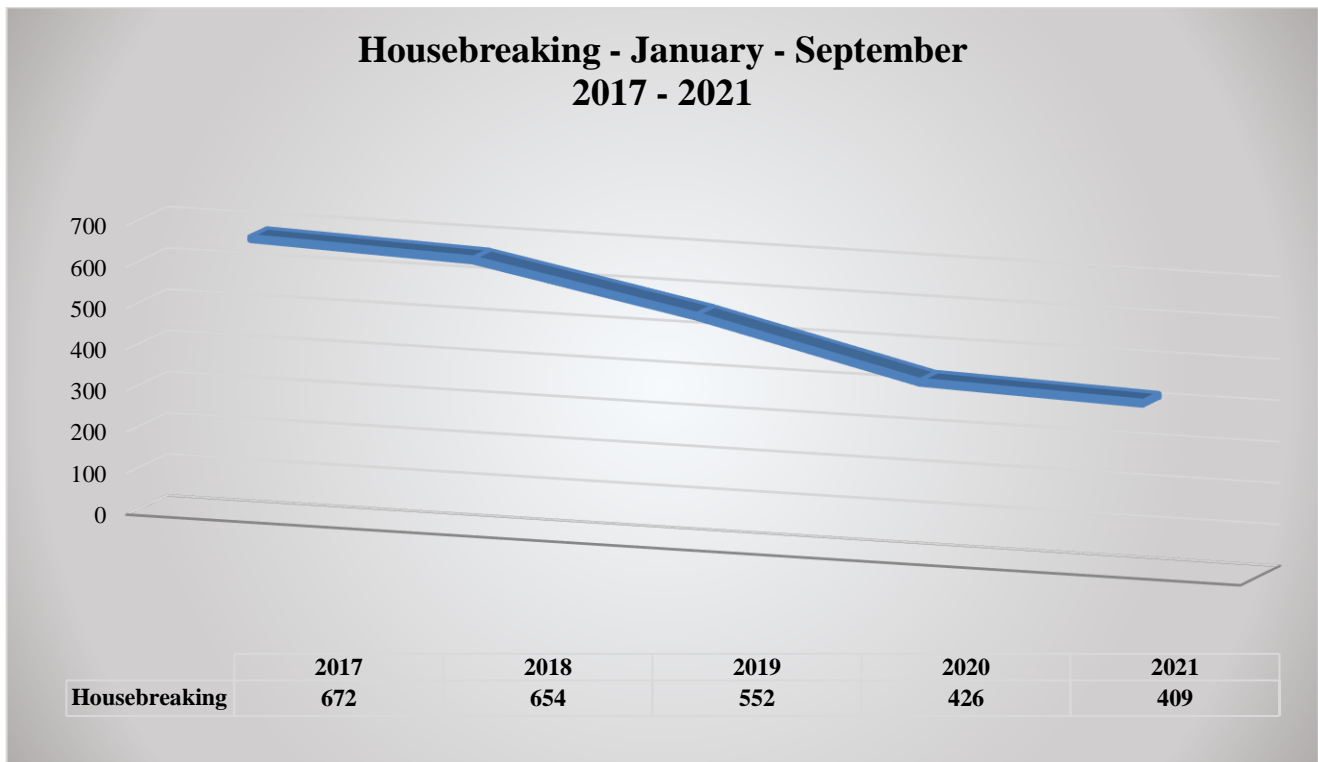


Armed Robbery - January - September 2021 Time of Day

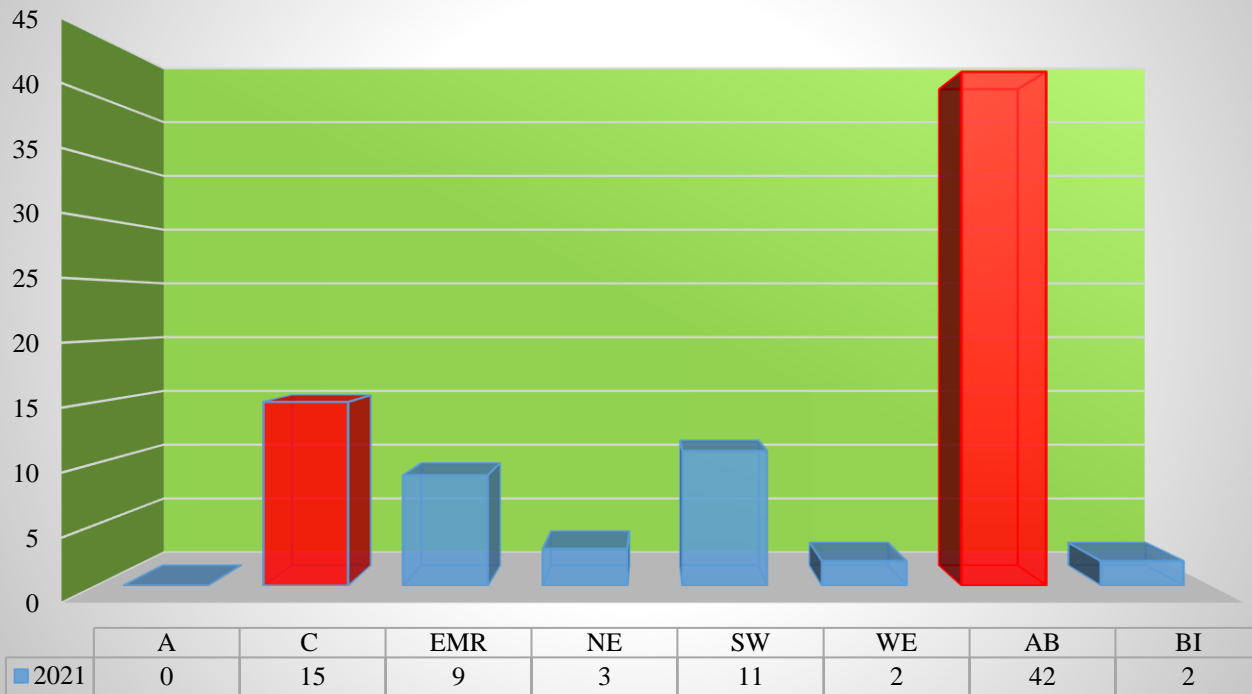


Housebreakings

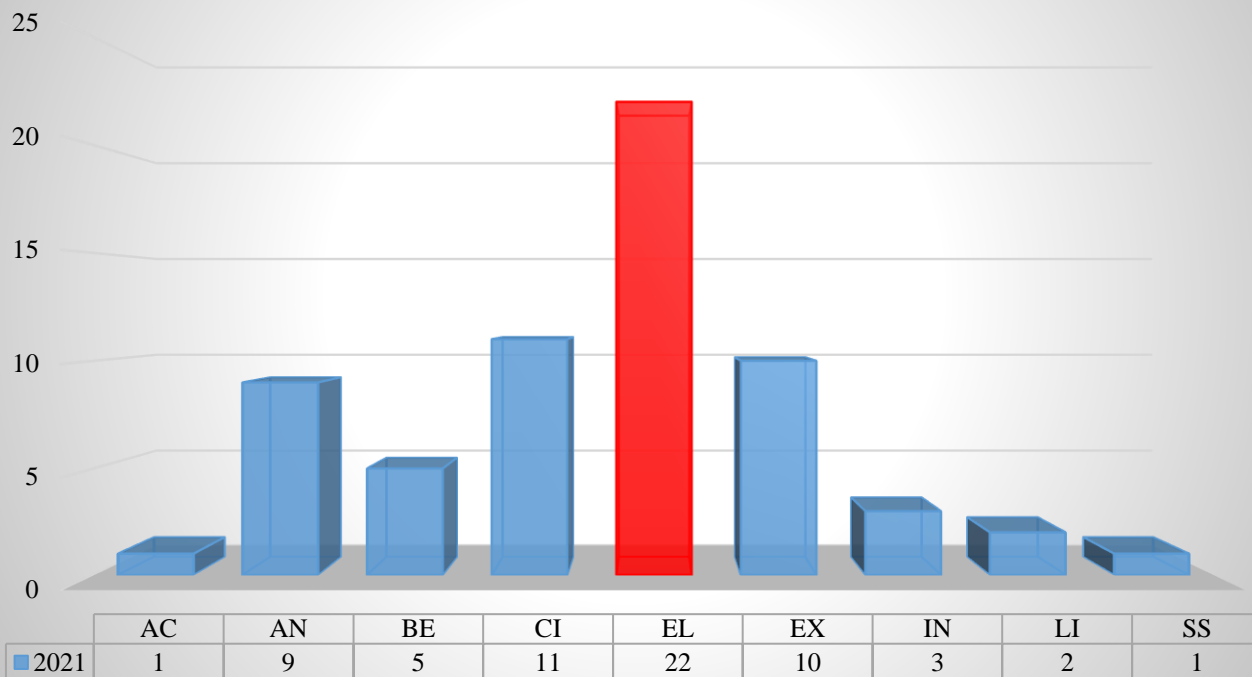
For period in review, housebreakings decreased by 4% with 409 incidents, compared to 426 over the same period in 2020. Based on preliminary figures, housebreakings were more likely to occur on a Tuesday than any other day of the week.



Housebreaking - January - September 2021 Grand Bahama District



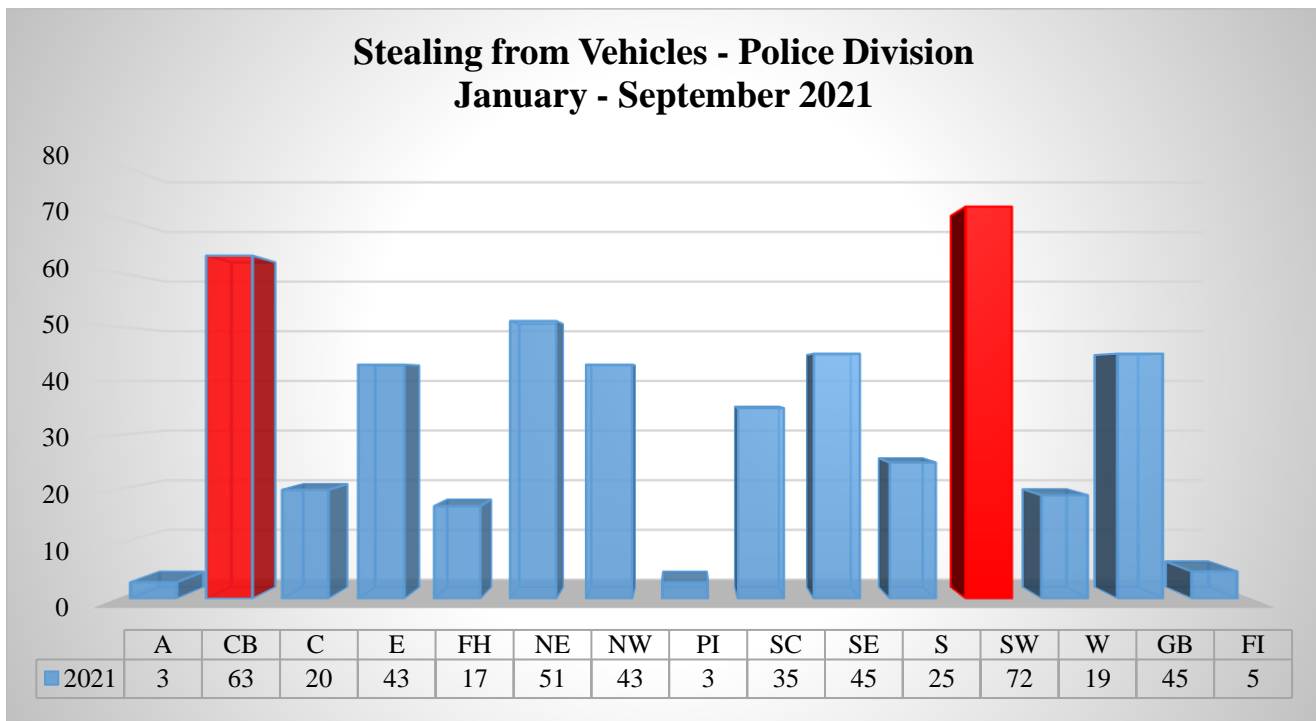
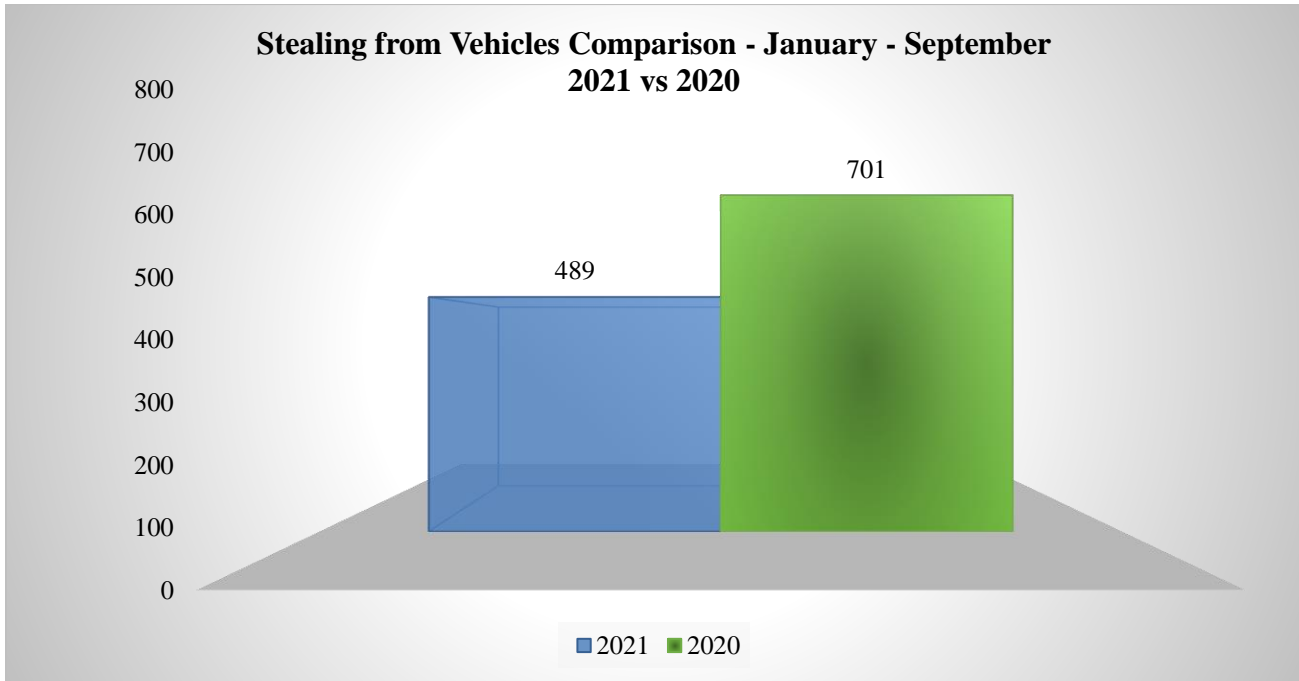
Housebreaking - January - September 2021 Family Islands District



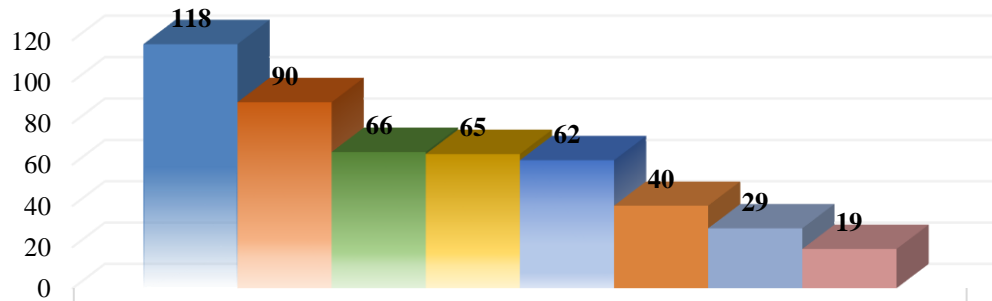
N.B. These are preliminary figures and are subject to change. Research and Policy Branch, RBPF.

Stealing from Vehicle

For the period in review, stealing from vehicles decreased by 30% with 489 incidents, compared to 701 over the same period in 2020. The majority of items stolen consisted of cash, electronics, tools and personal effects. Residences were the most targeted location for this type of crime representing 49% of all incidents. Stealing from vehicles mostly occurred in the Southwestern Division.

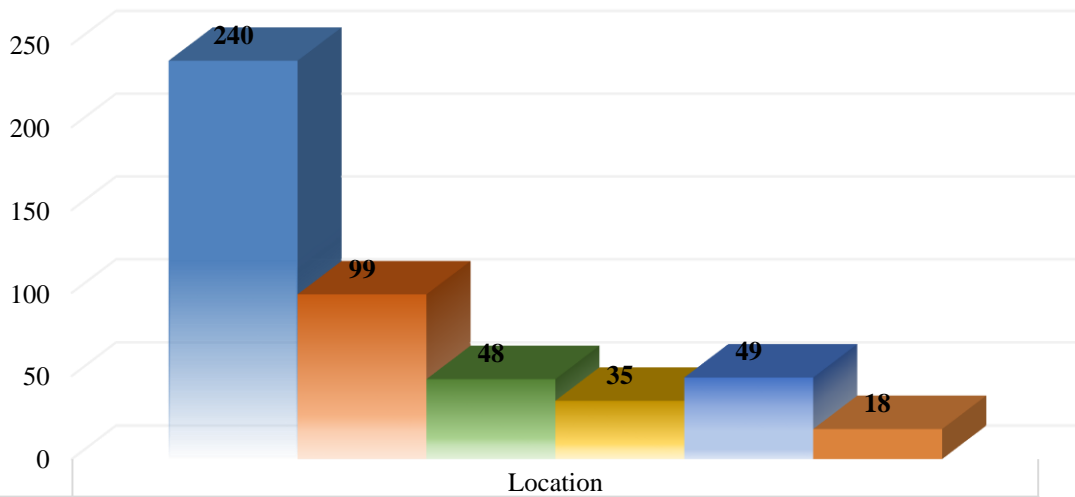


Stealing from Vehicle - Items Stolen January - September 2021



Property	Count
Cash	118
Electronics	90
Documents/IDs	66
Tools	65
Purse/Wallets	62
Other	40
Jewelry	29
Sound System	19

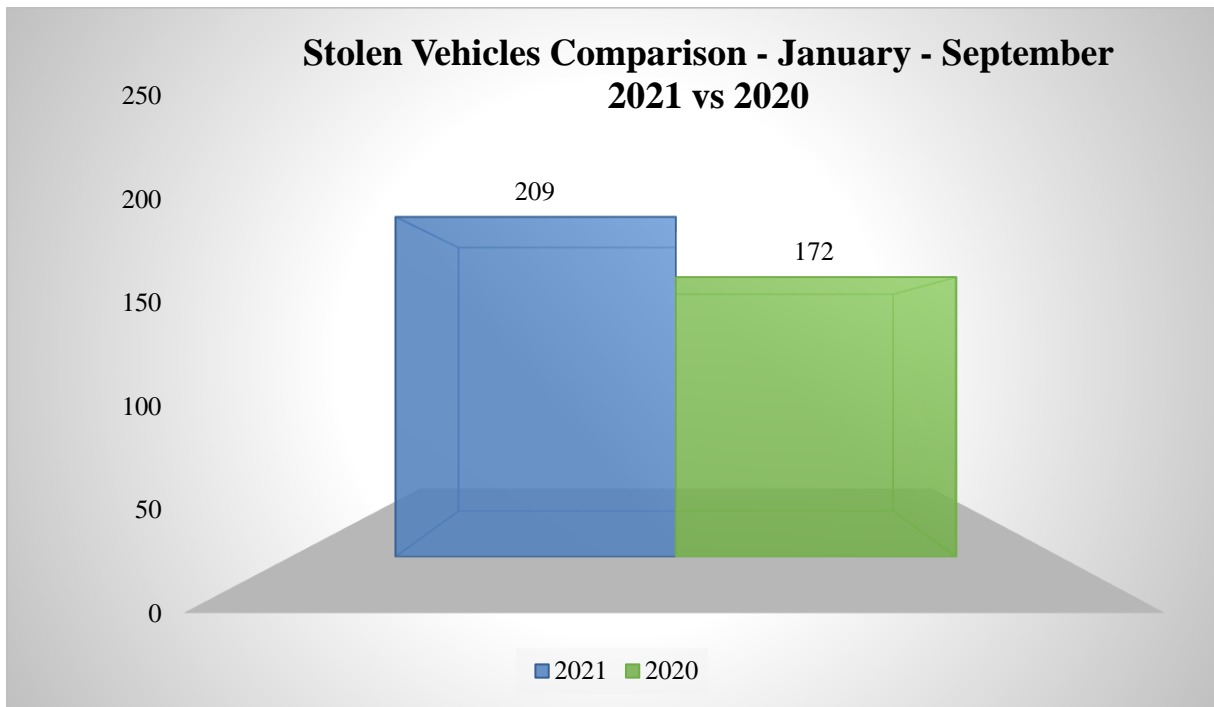
Stealing from Vehicle - Location Type January - September 2021



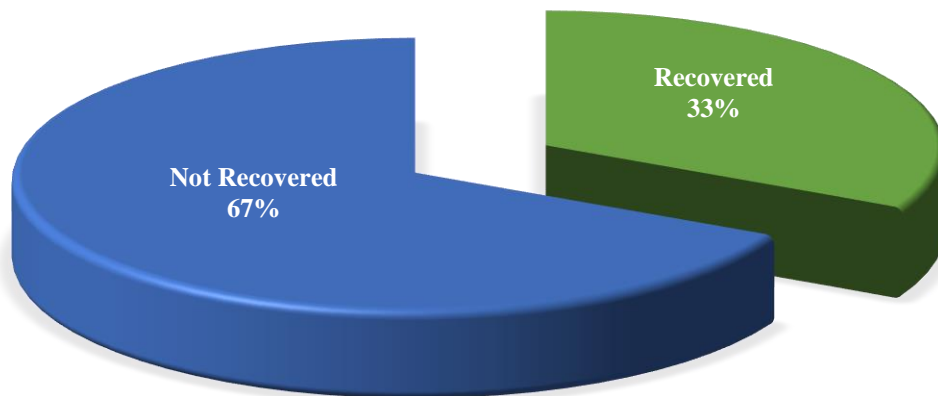
Location	Count
Residence	240
Parking Lot	99
Business Est.	48
Beach	35
Street	49
Other	18

Stolen Vehicle

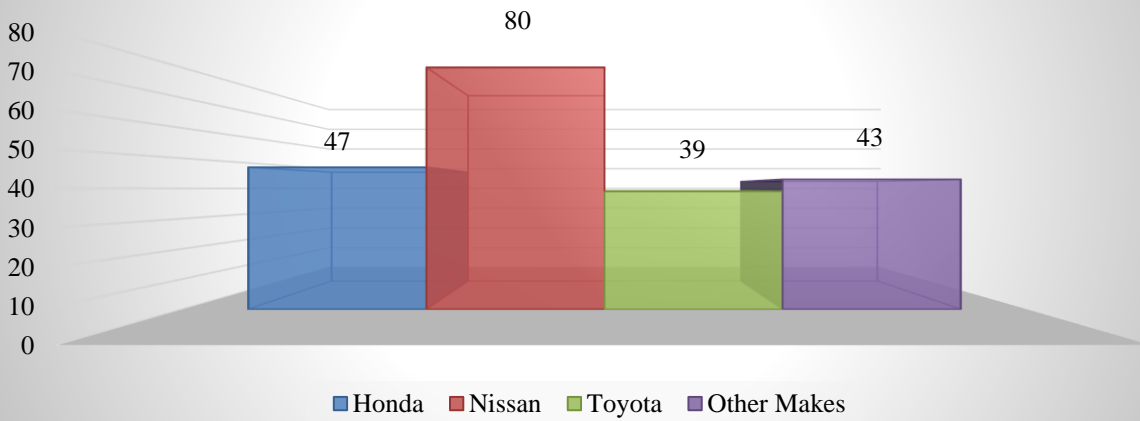
For the period in review, stolen vehicles increased by 22% with 209 incidents, compared to 172 over the same period in 2020. Thirty-three percent of stolen vehicles were recovered.



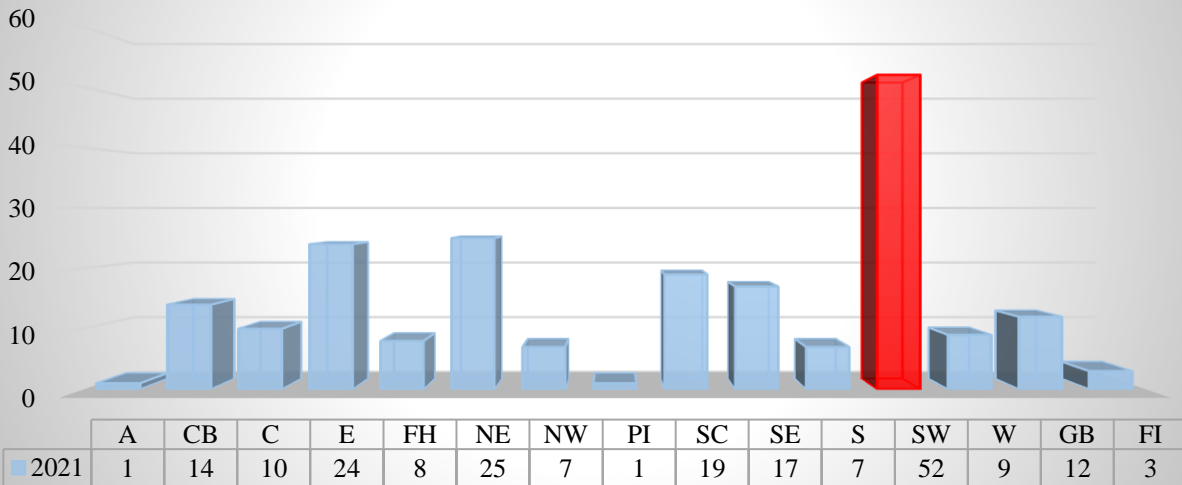
Stolen Vehicles Recovered January - September 2021



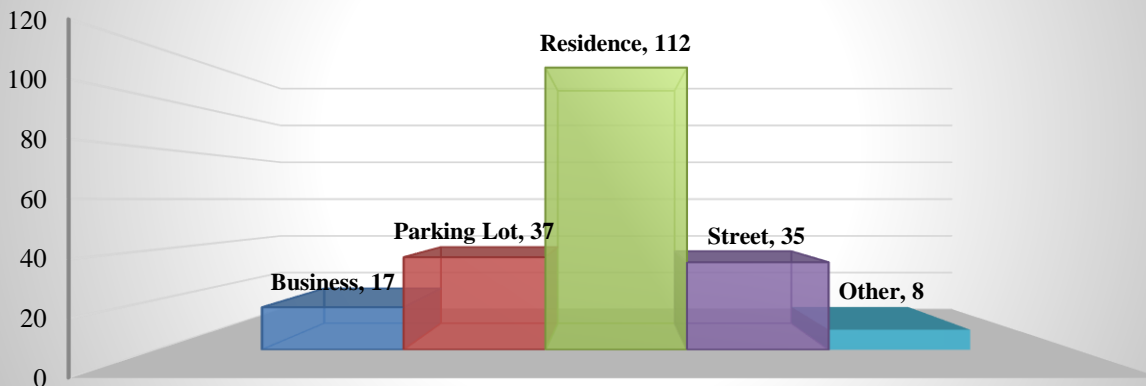
Stolen Vehicles - Make January - September 2021



Stolen Vehicles - Police Division January - September 2021



Stolen Vehicles - Incident Location January - September 2021



**National Reported Crimes
New Providence District
January – September 2021
2021 vs 2020**

Crimes Against the Person	2021	2020	% CHANGE
Murder	79	42	88
Attempted Murder	16	10	60
Manslaughter	3	0	N/A
Rape	32	32	0
Attempted Rape	2	5	-60
Unlawful Sexual Intercourse	62	75	-17
Armed Robbery	315	209	51
Robbery	65	60	8
Attempted Robbery	9	6	50
Sub-Total	583	439	33
Crimes Against the Property	2021	2020	Total
Burglary	50	101	-50
Housebreaking	261	255	2
Shopbreaking	269	296	-9
Stealing	603	497	21
Stealing from Vehicle	439	646	-32
Stolen Vehicle	194	160	21
Sub-Total	1,816	1,955	-7
Total	2,399	2,394	0

**National Reported Crimes
New Providence District Breakdown
January – September 2021**

Crimes Against the Person	A	CB	C	E	FH	NE	NW	PI	SC	SE	S	SW	W	Total
Murder	0	0	3	6	5	15	5	0	16	5	12	11	1	79
Attempted Murder	0	0	0	2	3	0	1	0	3	4	2	1	0	16
Manslaughter	0	0	0	0	0	0	0	0	0	0	1	2	0	3
Rape	0	0	2	1	0	0	2	3	5	4	3	9	3	32
Attempted Rape	0	1	0	0	0	0	0	0	1	0	0	0	0	2
Unlawful Sex	0	2	3	7	3	6	1	0	5	15	3	15	2	62
Armed Robbery	1	8	14	17	11	61	6	0	64	43	23	61	6	315
Robbery	0	0	10	3	2	13	2	0	9	5	8	10	3	65
Attempted Robbery	0	1	0	0	0	1	0	0	2	0	1	3	1	9
Sub Total	1	12	32	36	24	96	17	3	105	76	53	112	16	583
Crimes Against the Property	A	CB	C	E	FH	NE	NW	PI	SC	SE	S	SW	W	Total
Burglary	0	6	4	4	3	5	4	1	9	3	4	7	0	50
Housebreaking	0	18	6	46	19	17	16	1	27	34	20	40	17	261
Shopbreaking	0	4	33	9	9	67	20	0	38	35	23	27	4	269
Stealing	3	37	38	71	24	44	26	31	54	69	45	125	36	603
Stealing from Vehicle	3	63	20	43	17	51	43	3	35	45	25	72	19	439
Stolen Vehicle	1	14	10	24	8	25	7	1	19	17	7	52	9	194
Sub Total	7	142	111	197	80	209	116	37	182	203	124	323	85	1,816
TOTAL	8	154	143	233	104	305	133	40	287	279	177	435	101	2,399

**National Reported Crimes
Grand Bahama & Northern Bahamas District (Abaco & Bimini)
January – September
2021 vs 2020**

Crimes Against the Person	2021	2020	% CHANGE
Murder	6	9	-33
Attempted Murder	3	4	-25
Manslaughter	1	0	N/A
Rape	3	5	-40
Attempted Rape	1	0	N/A
Unlawful Sexual Intercourse	17	12	42
Armed Robbery	1	8	-88
Robbery	8	1	700
Attempted Robbery	1	0	N/A
Sub-Total	41	39	5
Crimes Against the Property	2021	2020	Total
Burglary	4	9	-56
Housebreaking	84	92	-9
Shopbreaking	29	55	-47
Stealing	130	122	7
Stealing from Vehicle	45	40	13
Stolen Vehicle	12	11	9
Sub-Total	304	329	-8
Total	345	368	-6

**National Reported Crimes
Grand Bahama & Northern Bahamas District (Abaco & Bimini) Breakdown
January – September 2021**

Crimes Against the Person	A	C	EMR	NE	SW	WE	AB GBNB	BI GBNB	Total
Murder	0	2	0	0	0	1	3	0	6
Attempted Murder	0	0	1	0	1	0	1	0	3
Manslaughter	0	0	0	0	1	0	0	0	1
Rape	0	1	1	0	0	0	1	0	3
Attempted Rape	0	0	1	0	0	0	0	0	1
Unlawful Sex	0	0	2	2	6	0	6	1	17
Armed Robbery	0	1	0	0	0	0	0	0	1
Robbery	0	1	0	0	1	1	5	0	8
Attempted Robbery	0	0	0	0	1	0	0	0	1
Sub Total	0	5	5	2	10	2	16	1	41
Crimes Against the Property	A	C	EMR	NE	SW	WE	AB GBNB	BI GBNB	TOTAL
Burglary	0	0	0	0	4	0	0	0	4
Housebreaking	0	15	9	3	11	2	42	2	84
Shopbreaking	0	7	5	1	6	3	5	2	29
Stealing	1	39	8	5	24	2	43	8	130
Stealing from Vehicle	0	18	6	3	9	1	8	0	45
Stolen Vehicle	0	1	1	1	3	0	6	0	12
Sub Total	1	80	29	13	57	8	104	12	304
TOTAL	1	85	34	15	67	10	120	13	345

**National Reported Crimes
Family Islands District
(Central & Southern Bahamas)
January – September 2021 vs 2020**

Crimes Against the Person	2021	2020	% CHANGE
Murder	2	3	-33
Attempted Murder	1	1	0
Manslaughter	0	1	N/A
Rape	5	0	N/A
Attempted Rape	1	0	N/A
Unlawful Sexual Intercourse	8	22	-64
Armed Robbery	1	1	0
Robbery	0	2	N/A
Attempted Robbery	1	1	0
Sub-Total	19	31	-39
Crimes Against the Property	2021	2020	% CHANGE
Burglary	7	1	600
Housebreaking	64	79	-19
Shopbreaking	44	52	-15
Stealing	87	78	12
Stealing from Vehicle	5	15	-67
Stolen Vehicle	3	1	200
Sub-Total	210	226	-7
Total	229	257	-11

**National Reported Crimes
Family Islands District Breakdown
(Central & Southern Bahamas)
January 1 – September 2021**

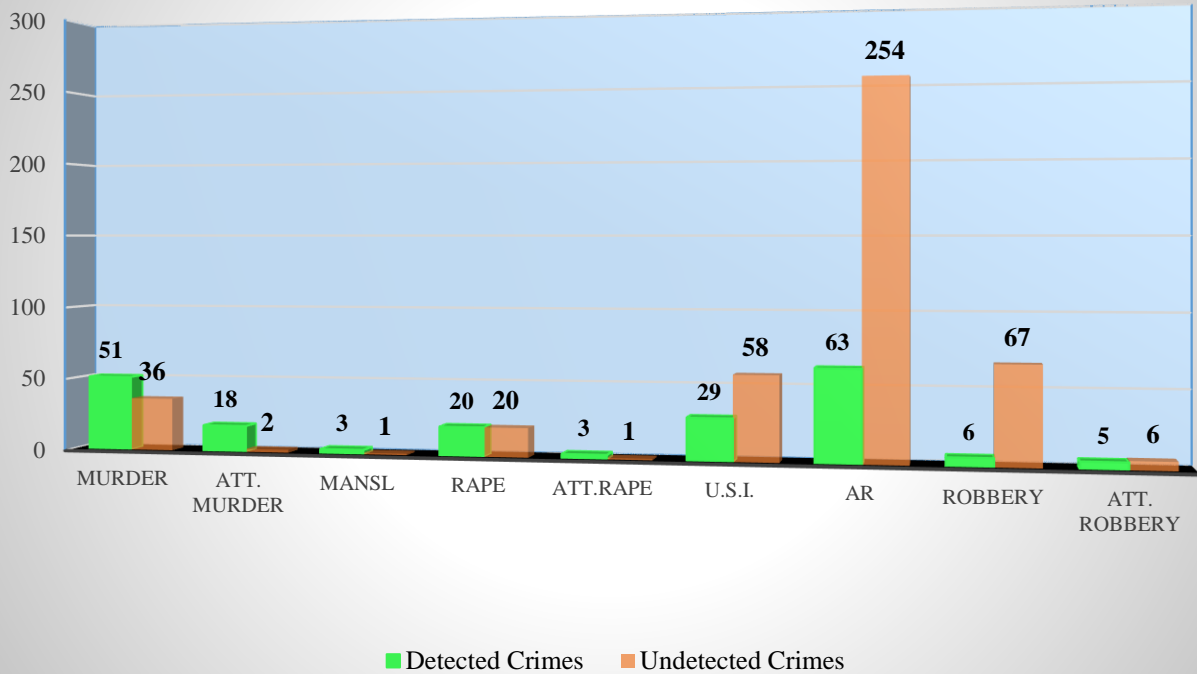
Crimes Against Person	AC	AN	BE	CI	EL	EX	IN	LI	M	RC	SS	Total
Murder	0	0	0	0	2	0	0	0	0	0	0	2
Attempted Murder	0	0	0	0	0	1	0	0	0	0	0	1
Manslaughter	0	0	0	0	0	0	0	0	0	0	0	0
Rape	0	0	0	1	1	1	1	1	0	0	0	5
Attempted Rape	0	0	0	0	0	0	1	0	0	0	0	1
Unlawful Sex	1	2	0	2	3	0	0	0	0	0	0	8
Armed Robbery	0	0	0	0	0	1	0	0	0	0	0	1
Robbery	0	0	0	0	0	0	0	0	0	0	0	0
Attempted Robbery	0	1	0	0	0	0	0	0	0	0	0	1
Sub Total	1	3	0	3	6	3	2	1	0	0	0	19
Crimes Against Property	AC	AN	BE	CI	EL	EX	IN	LI	M	RC	SS	Total
Burglary	0	3	0	0	1	2	0	1	0	0	0	7
Housebreaking	1	9	5	11	22	10	3	2	0	0	1	64
Shopbreaking	1	17	1	7	14	2	0	1	0	0	1	44
Stealing	1	24	5	3	29	19	2	3	0	0	1	87
Stealing from Vehicle	0	1	0	0	4	0	0	0	0	0	0	5
Stolen Vehicle	0	0	1	0	0	0	0	2	0	0	0	3
Sub Total	3	54	12	21	70	33	5	9	0	0	3	210
TOTAL	4	57	12	24	76	36	7	10	0	0	3	229

Detection Rates - All Bahamas
January – September
2021 vs 2020

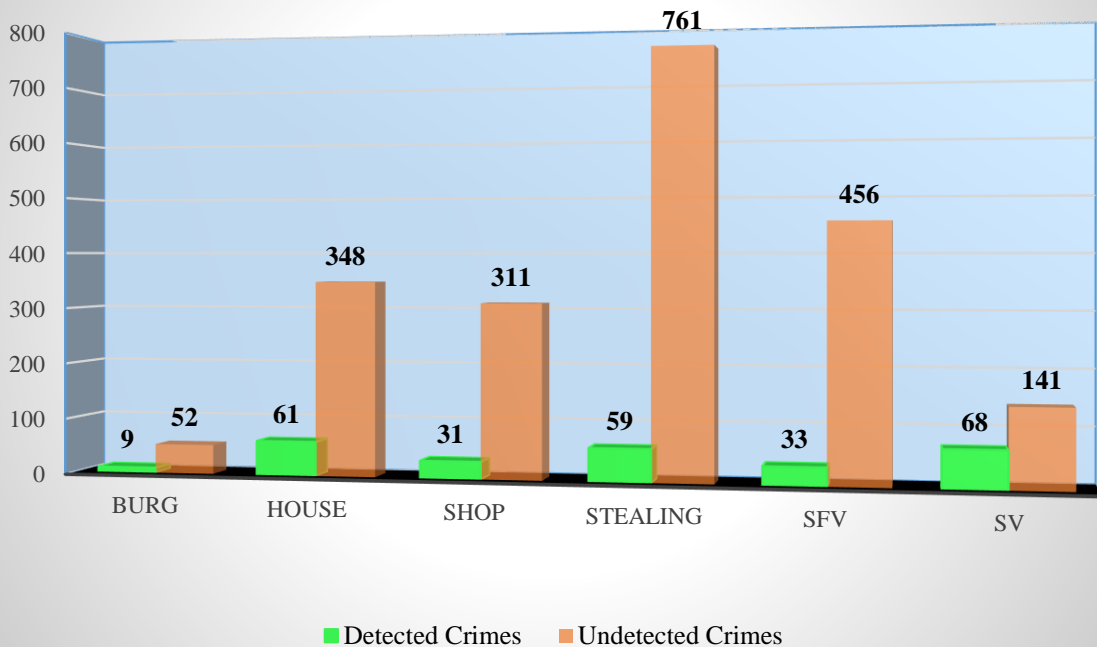
Crimes Against Persons	2021			2020		
	Recorded Crimes	Detected Crimes	Detection Rate (%)	Recorded Crimes	Detected Crimes	Detection Rate (%)
Murder	87	51	59	54	44	81
Attempted Murder	20	18	90	15	11	73
Manslaughter	4	3	75	1	0	0
Rape	40	20	50	37	17	46
Attempted Rape	4	3	75	5	1	20
Unlawful Sexual Intercourse	87	29	33	109	35	32
Armed Robbery	317	63	20	218	47	22
Robbery	73	6	8	63	10	16
Attempted Robbery	11	5	45	7	1	14
Sub Total	643	198	31	509	166	33
Crimes Against Property	Recorded Crimes	Detected Crimes	Detection Rate (%)	Recorded Crimes	Detected Crimes	Detection Rate (%)
Burglary	61	9	15	111	3	3
Housebreaking	409	61	15	426	41	10
Shopbreaking	342	31	9	403	77	19
Stealing	820	59	7	697	56	8
Stealing From Vehicle	489	33	7	701	43	6
Stolen Vehicle	209	68	33	172	49	28
Sub Total	2,330	261	11	2,510	269	11
TOTAL	2,973	459	15	3,019	435	14

**Detection vs Undetected Crimes - All Bahamas
January – September 2021**

**Crimes Against the Person - Detected vs Undetected
January - September, 2021**



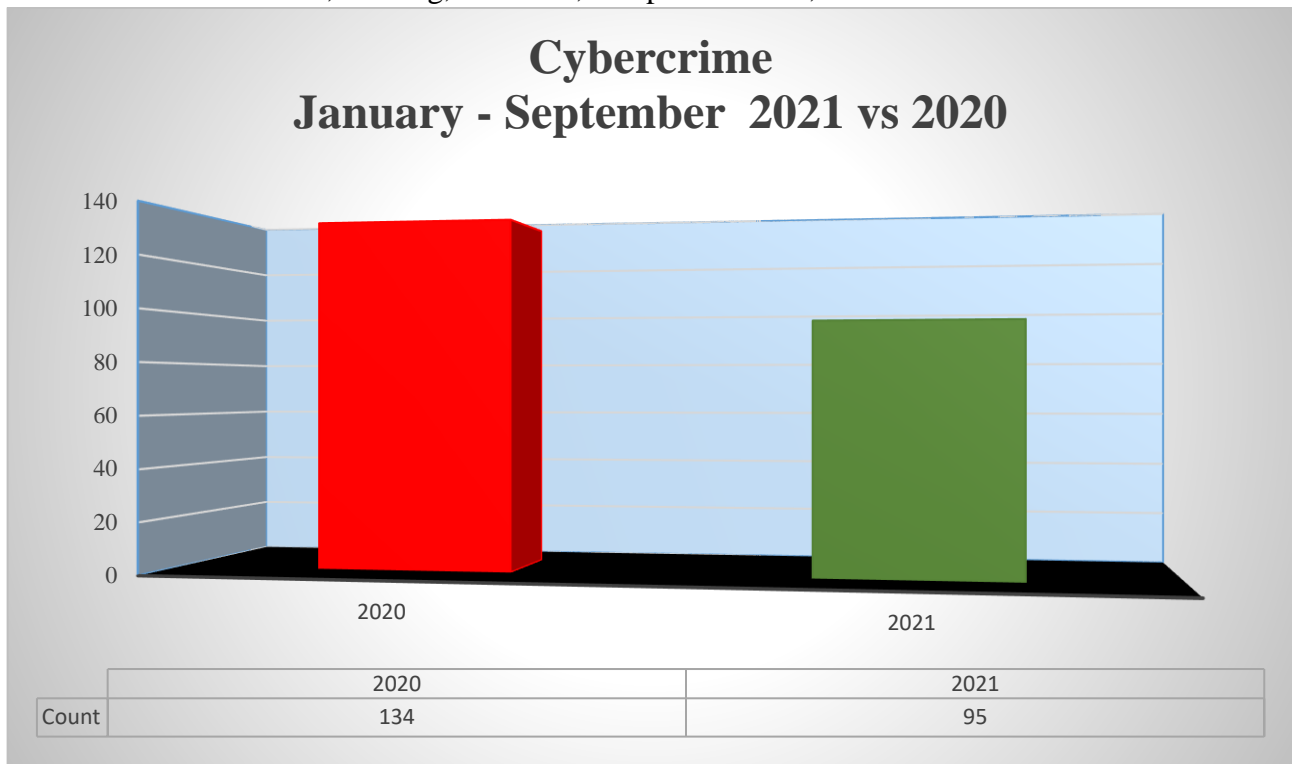
**Crimes Against the Person - Detected vs Undetected Crimes
January - September 2021**



N.B. These are preliminary figures and are subject to change. Research and Policy Branch, RBPF.

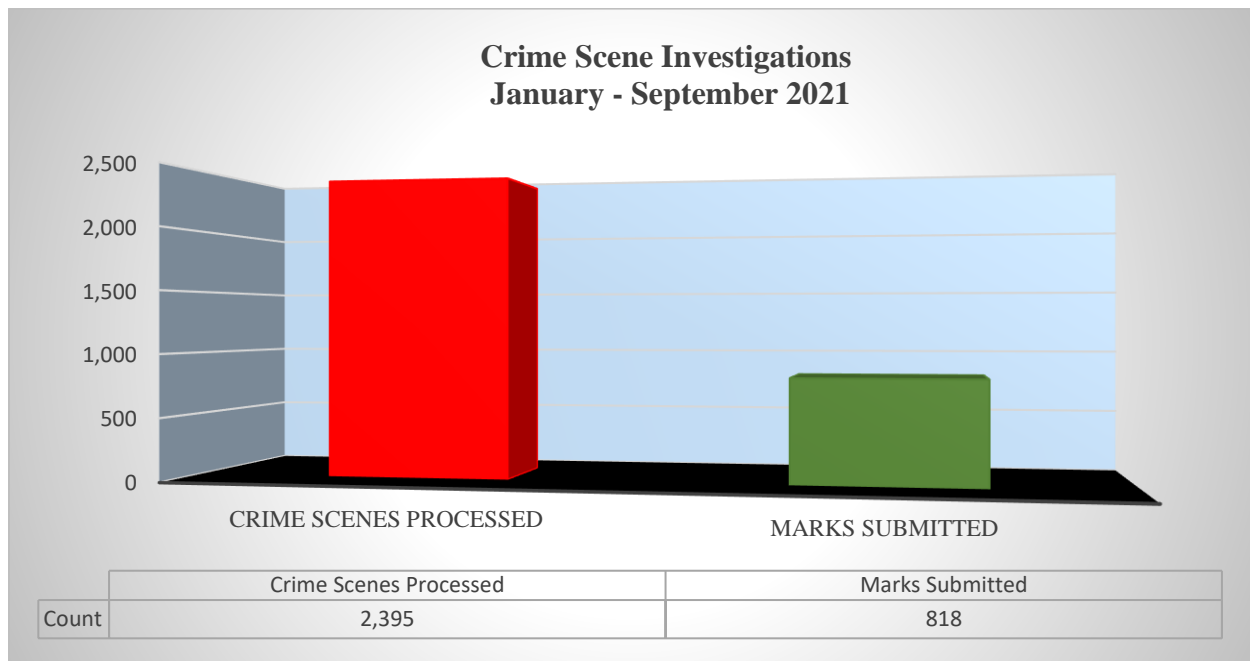
Cybercrime

For the period in review, cybercrimes decreased by 29% with 95 incidents compared to 134 in 2020. These cases include libel, hacking, extortion, computer misuse, threats and so on.



Crime Scene Investigation

For the period in review, there were 2,395 crime scenes processed and 818 latent print marks were submitted for evidence.



**Illegal Firearm Discovery and Seizure Demographics
January – September 2021**

Illegal Firearm Discovery/Seizure - Firearm Type				
Pistol	Revolver	Rifle	Shotgun	Total
168	11	16	6	201

Firearm Discovery/Seizure By Division	
Unit	Firearm
Airport	4
Cable Beach	0
Central	4
Drug Enforcement Unit	1
Eastern	16
Fox Hill	0
Northeastern	19
Northwestern	4
Paradise Island	1
South Central	20
Southeastern	33
Southern	32
Southwestern	17
Western	0
Grand Bahama	43
Eleuthera	4
Exuma	3
Total	201

Dangerous Drugs Discovery, Seizures and Arrests – January – September 2021

JANUARY – SEPTEMBER 2021	TYPE OF DRUGS	GRAND TOTAL
	COCAINE	855.27 lbs
	HYDROPONIC MARIJUANA	17.41 lbs
	MARIJUANA	4,291.69 lbs
	MARIJUANA PLANTS	8,727
	MARIJUANA ASSORTED FLAVOR WRAP	157
	MARIJUANA BROWNIES	55
	MARIJUANA BUTTER	1 jar
	MARIJUANA CAKE BATTER	5 tins
	MARIJUANA CANDIES	53 loose candies 1 pack
	MARIJUANA CEREAL BARS	58
	MARIJUANA CHIPS	131 packages
	MARIJUANA CHOCOLATE BARS	9
	MARIJUANA CIGARETTE	13 boxes
	MARIJUANA COOKIES	42 cookies
	MARIJUANA CREAM	2 jars
	MARIJUANA BOMB PAIN FREEZE	3 jars
	MARIJUANA GUMMIES	2,214 packages 2 loose gummies
	MARIJUANA GUMMIEBEARS	1 pack 8 loss gummiebears
	MARIJUANA BLACK FLAM SPLIFF	15 packages
MARIJUANA INFUSE RESIN	6 packages	
MARIJUANA OIL	0.51lbs 87 bottles 41 cartridges 2 jars 2 vape pens 6 vails	

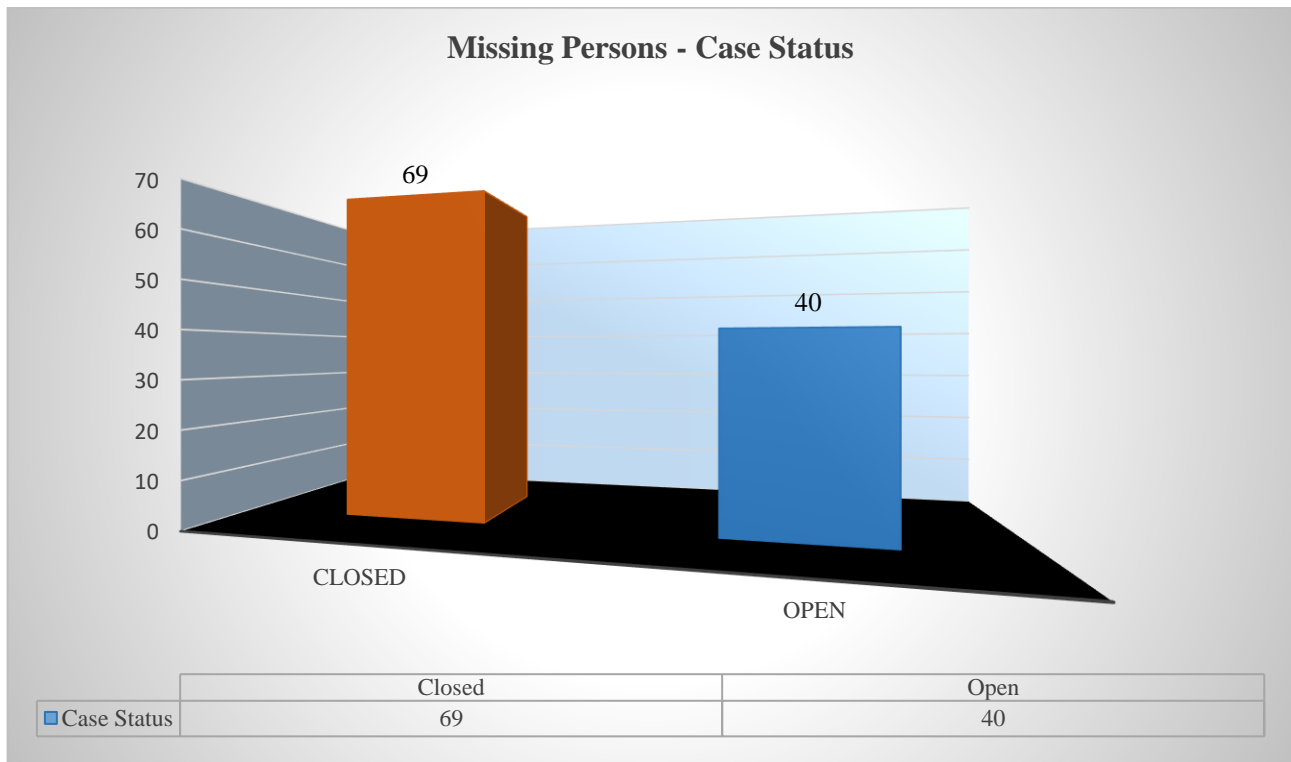
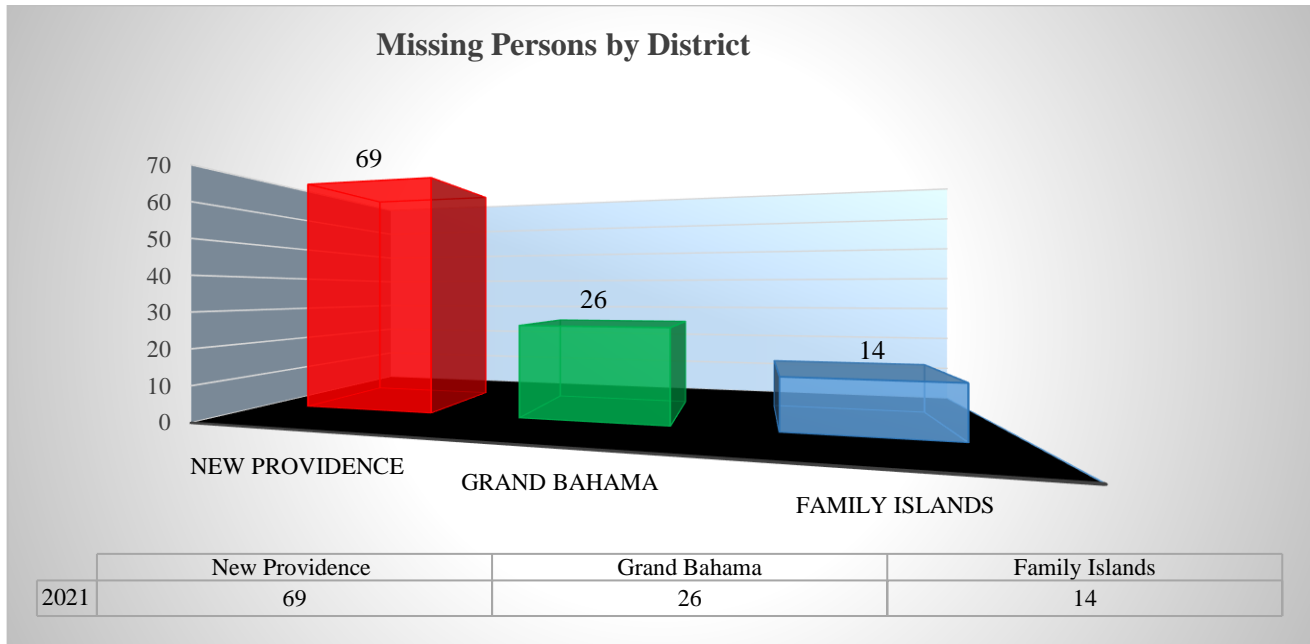
N.B. These are preliminary figures and are subject to change. Research and Policy Branch, RBPF.

Dangerous Drugs Discovery, Seizures and Arrests – January – September 2021

JANUARY – SEPTEMBER 2021	TYPE OF DRUGS		GRAND TOTAL	
	MARIJUANA RICE KRISPIES		6	
	MARIJUANA SAUCE		8 bottles	
	MARIJUANA SOUR BELT CANDIES		16 packages	
	MARIJUANA SYRUP		9 bottles	
	MARIJUANA WAX		4 jars	
	AMPHETAMINE TABLETS		286 tablets	
	AMPHETAMINE POWDER		11 grams	
	ECSTASY TABLETS		525 tablets	
	HASHISH		2.84 lbs 1 valve	
	METHYLENDIOXYAMPHETAMINE TABLETS		35 tablets	
	PERCOCET TABLETS		6 tablets	
	XANAX TABLETS		47 tablets	
	TOTAL CASES		908	
	CASES PROSECUTED		587	
	PERSONS ARRESTED		1,000	
	PERSONS CHARGED		788	
	PERSON ARRESTED	AMOUNT ARRESTED	AMOUNT CHARGE	AMOUNT NOT CHARGED
	ADULT	964	767	197
JUVENILE	36	21	15	
Total	1,000	788	212	

Missing Persons

For the period in review, the Royal Bahamas Police Force investigated 109 missing person reports throughout the Commonwealth of The Bahamas. A total of 69 cases have been solved, while 40 cases remain open under investigation.



Other Police Activities
All Bahamas
January – September
2021 vs 2020

Other Activities	2021	2020	% Change
Police Field Check Patrols	19,425	7,656	154
Assistance Requested	2,246	3,975	-43
Persons Searched	228	283	-19
Electronic Monitoring Breach	171	126	36
Breach of Bail – Witness Tampering	1	0	100
Breach of Bail – Fail to sign in	10	4	150
Police Stop and Search	1,011	236	328
Alarm Activation	517	470	10
Fire Alarms	66	76	-13
Road Checks	658	605	9
Warrants Executed	558	342	63

Other Community Activities	2021	2020	% Change
Police Escorts	1,531	918	67
Police Visits	14,248	10,135	41
School Visits	1,192	360	231
Community Policing Initiatives	2,037	220	826
COVID 19 Assistance	42	84	-50

**Complaints Against Police Officers
January – September 2021**

Complaints Against Police Officers	
Case Type	Total
Civilians	157
Police	69
Corruption	20
Total	246

Case Status - Civilian Matters								
Under Investigation	Conviction	Complaint Withdrawn	Unfounded	Sub judice	Civil Action Advised/ Warning	Compensation	Pending Trial	Total
40	10	10	33	14	40	2	8	157

Case Status – Internal Matters								
Under Investigation	Discharge / Acquittal	Withdrawn / No Further Action	Officer Discharged / Resigned / Retired	Conviction	Unfounded/ Unsubstantiated/ Insufficient Evidence	Investigation Completed	Before Tribunal	Total
18	2	3	5	13	4	3	21	69

Case Status - Corruption Matter						
Under Investigation	Interdiction	Officer Discharged from R.B.P.F.	Complaint Withdrawn	Unfounded/ Unsubstantiated/ Insufficient Evidence	Before Tribunal	Total
14	1	1	1	2	1	20

Fire Calls - January - September

Fire Calls – All Bahamas			
Type of Call	2021	2020	% Change
Building	137	120	14
Vehicles	138	134	3
Bush	153	151	1
Special Service	25	77	-68
False Alarms	223	277	-19
Boat	3	3	0
Bomb Threat	1	1	0
Electrical	68	83	-18
Rubbish	254	274	-7
Miscellaneous	13	19	-32
Total Calls	1,015	1,139	-11
Total Estimated Damages	2,749,700.00	3,040,544.00	-10

Fire Calls – Breakdown			
Category	2021	2020	% Change
Death by Fire	8	3	167
Fire Injuries	11	13	-15
Investigated Fires	135	104	30
Arson Matters	59	49	20
Extrication	9	10	-10
Family Island Fires	4	3	33
Family Island Deaths	0	1	-100
Family Island Injuries	0	0	0
Major Fires	4	4	0
Accidental Fires	19	27	-30
Insured Estimated Damages	\$11,967,900.00	\$2,225,000.00	438
Uninsured Estimated Damages	\$2,101,700.00	\$815,544.00	158

Miscellaneous Incidents
January – September
2021 vs 2020

Miscellaneous Incidents – All Bahamas			
Category	2021	2020	% CHANGE
Alarm Activation	517	470	10
Assault	1,417	1,150	23
Assault Police Officer	102	74	38
Attempted Breaking	87	89	-2
Attempted Stealing	89	55	62
Bomb Threat	3	3	0
Causing Damage	1,318	1,082	22
Causing Harm	978	698	40
Child Abuse	50	22	127
Child Neglect	12	12	0
Disturbance	948	1,111	-15
Gunshot Reports	941	709	33
Lost Passport	944	712	33
Loud Music	53	43	23
Stealing from Vehicle (Minor)	837	530	58
Stealing (Minor)	1,195	868	38
Sudden Death (Natural Causes)	1,056	909	16
Threats of Death	852	833	2
Threats of Harm	712	600	19
Wounding	67	87	-23
TOTAL	12,178	10,057	21

Domestic Related Cases
All Bahamas
January – September
2021 vs 2020

Domestic Related Cases	2021	2020	% CHANGE
Murder	4	2	100
Attempted Murder	1	2	-50
Assault	652	348	87
Assault with a deadly weapon	65	77	-16
Assistance Requested	184	411	-55
Causing Damage	218	146	49
Causing Harm	371	220	69
Disturbance	150	109	38
Domestic Reports (General)	467	254	84
Fighting	14	5	180
Grievous Harm	14	8	75
Harassment	61	22	177
Shooting	0	0	0
Stabbing	10	6	67
Threat of Arson	12	7	71
Threat of Harm	135	90	50
Threat of Death	179	160	12
Trespassing	12	4	200
Wounding	13	14	-7
TOTAL	2,562	1,885	36

**Police-Involved Shootings
January – September
2021 vs 2020**

Encounters with Armed Suspects			
Incidents	2021	2020	% CHANGE
Police Involved Shootings	11	13	-15

Encounters with Armed Suspects by Division																
Year	A	CB	C	E	FH	NE	NW	PI	SC	SE	S	SW	W	GB	FI	Total
2021	0	0	0	0	2	0	0	0	4	2	1	1	0	1	0	11
2020	0	0	0	2	0	2	1	0	1	1	2	1	0	1	2	13

Status of Suspect/Victim (Note: Multiple suspects/victims can be in each encounter)			
Status	2021	2020	% CHANGE
Deceased	6	9	-33
Injured	5	7	-29
Total	11	16	-31

Suicide Incidents
January – September
2021 vs 2020

Category	2021	2020	% CHANGE
Suicide	6	5	20
Attempted Suicide	29	32	-9

Category	New Providence	Grand Bahama	Family Island	Total
Suicide	3	3	0	6
Attempted Suicide	20	6	3	29

Suicide by Gender						
Age Range	Males		Females		Total	
	2021	2020	2021	2020	2021	2020
0-17	0	0	0	0	0	0
18-30	1	1	0	0	1	1
31-45	1	3	0	0	1	3
46-60	2	1	0	0	2	1
61 & Older	1	0	0	0	1	0
Unknown	1	0	0	0	1	0
Total	6	5	0	0	6	5

Attempted Suicide by Gender						
Age Range	Males		Females		Total	
	2021	2020	2021	2020	2021	2020
0-17	3	0	2	3	5	3
18-30	3	5	7	7	10	12
31-45	2	2	4	5	6	7
46-60	6	2	1	4	7	6
61 & Older	0	1	0	1	0	2
Unknown	1	0	0	2	1	2
Total	15	10	14	22	29	32

**Traffic Incidents – All Bahamas
January – September 2021 vs 2020**

Fixed Penalty Notices – All Bahamas			
Category	2021	2020	% CHANGE
Fixed Penalty Notices	25,415	14,573	74

Road Accident Reports			
Category	2021	2020	% CHANGE
Fatal Accidents	33	41	-20
Damage only	4,655	4,188	11
Hit & Run	969	829	17
Minor Injuries	1,357	1,203	13
Serious Injuries	97	46	111

Victims of Fatal Accidents			
Category	2021	2020	% CHANGE
Fatal Crash Victims	33	41	-20

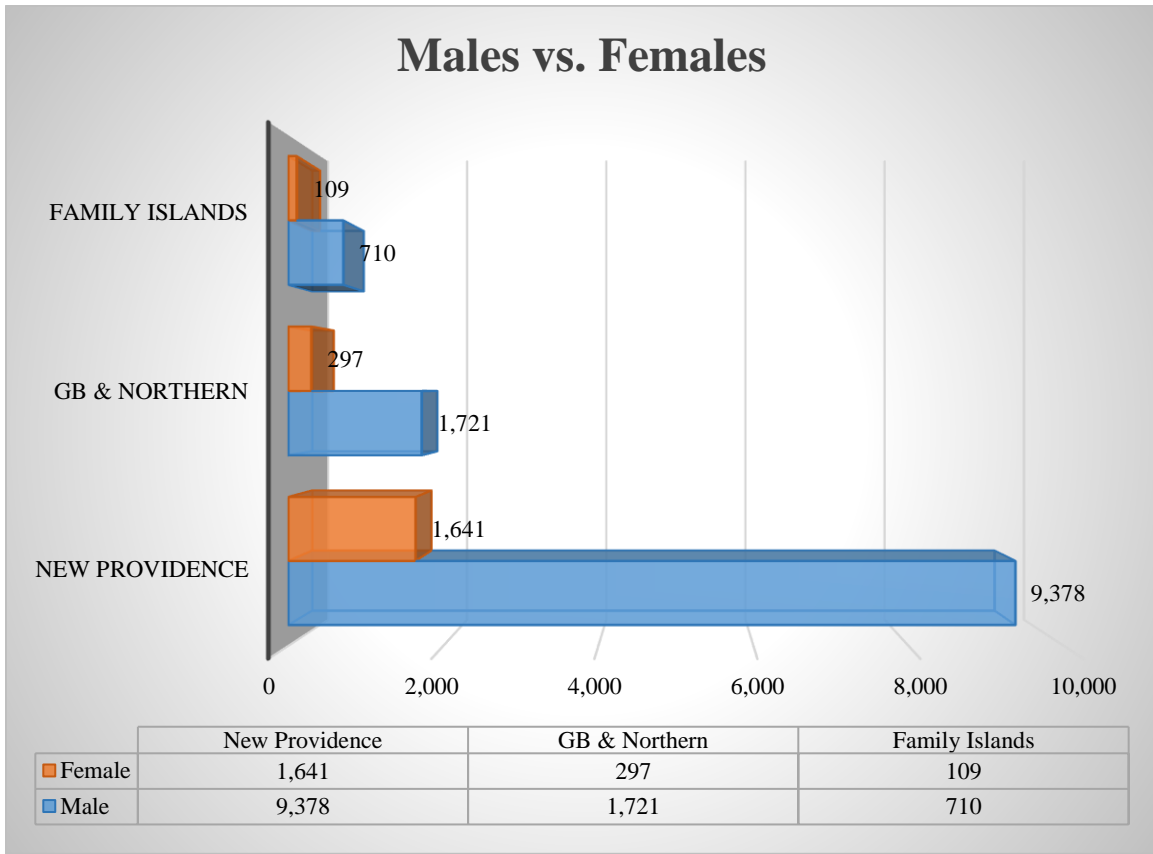
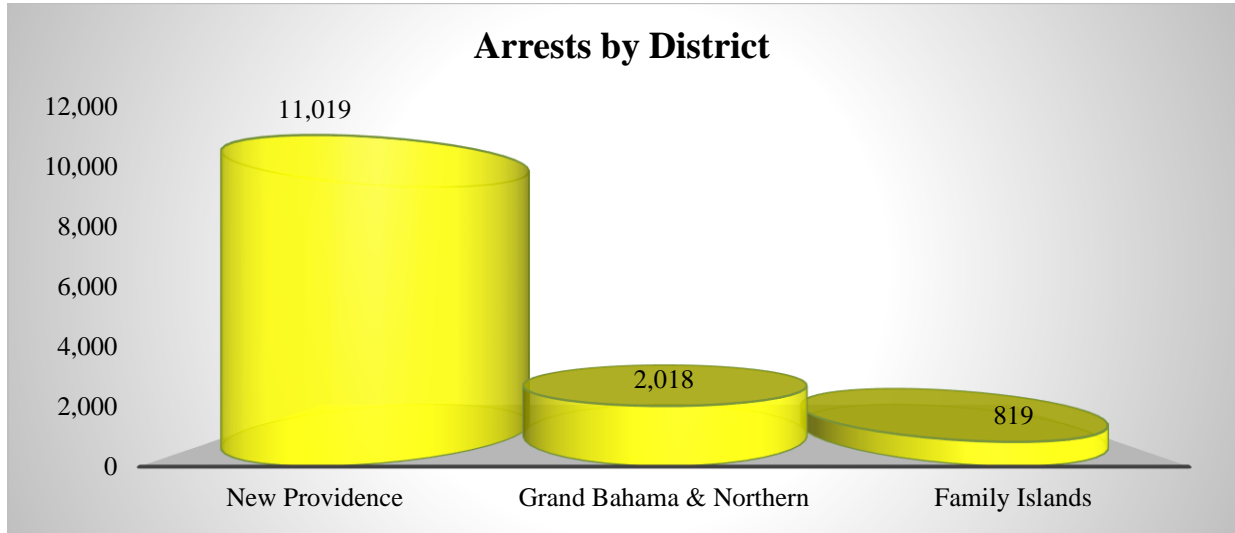
Road Accident Reports by District				
Accident Type	New Providence	Grand Bahama	Family Islands	Total
Fatality	12	13	8	33
Damage only	3,793	695	167	4,655
Hit & Run	856	99	14	969
Minor Injuries	1,030	225	102	1,357
Serious Injuries	16	48	33	97

Training - January – September 2021

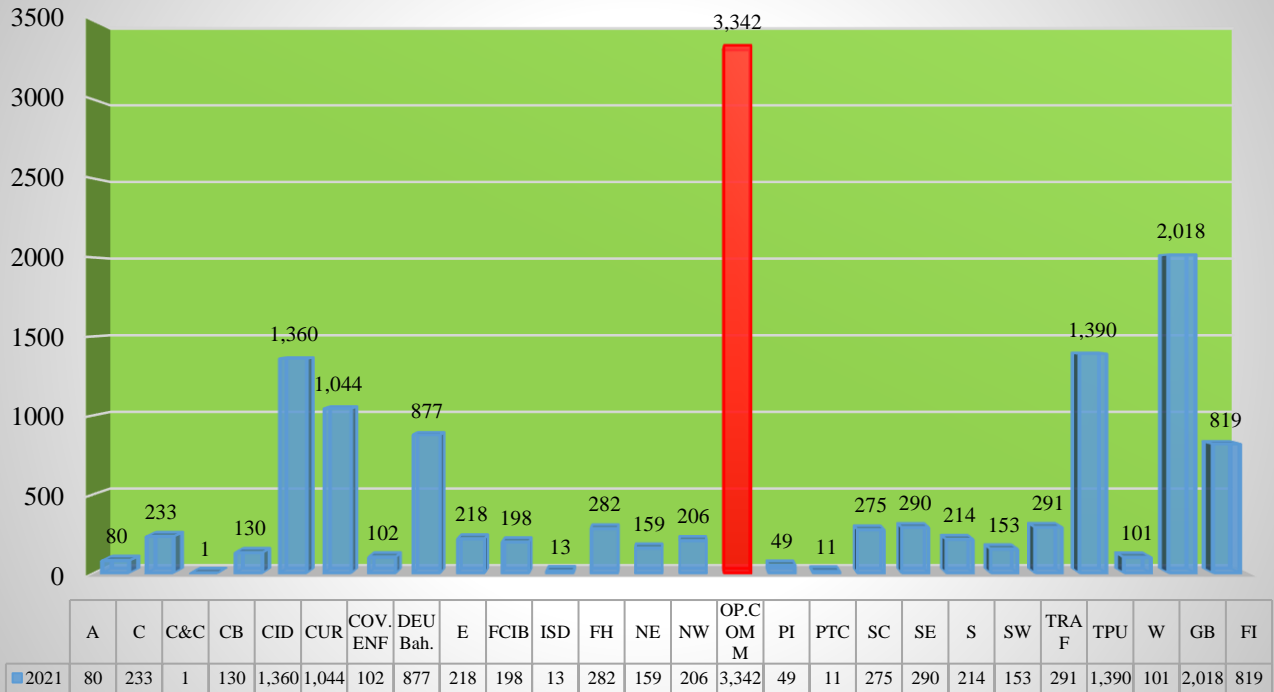
Training Session	# of Participants
Advanced Cardiac Life Support Instructor Training	1
AS-400 Training Course	62
ATV Training Course	14
Bahamas National Drug Council Uniform Officers Virtual Conference	6
Basic Life Support Instructor final Training Exercise	1
Canine Professional Development Course	11
Canine Tactical Training Course	19
Clinical Care Severe Acute Respiratory Infection Online Course	1
Corporal's Development Course	80
Covid- 19 Ambassador Training and Orientation	29
Covid19 Discourse Session	1
Covid19 Vaccination Training	15
Crime Scene Investigation Course	24
Customer Service Workshop	15
Defensive Driving Course	84
Domestic Violence Seminar	557
Enforcement Training webinar- National Trust, ...	23
File Preparation Course (National Trust, Dept. Fisheries and National Park Officers)	24
Firearm Course (Custom/Immigration Department)	84
Firearms Initial	4
Gaming Board Special Investigation and Intelligence Course	12
Guidance on the use of Mask – Covid19 – World Health Organization	1
Inspector's Leadership Course	25
Introduction to Poliomyelitis Online Course – World Health Organization	1
Maritime Training Agency Certification	93
Medical Center Professional Development Training	6
Ministry of Health Security Officers Training Course	12
Motor Cyclist Course	9
National Drug Council Workshop-Excelling Under Pressure	15
National Registration Recertification	1
Police Training College Entrance Exams 2021	112
Proficiency Lectures	950
Recruit Training in Progress	100
Research and Evaluation for First Aid Education	1
Safety in the Workforce & Environment Control Nursing Seminar	1
Sergeant's Management Course	170
Small arms and Weapons Trafficking Workshop (International)	10
Statement Taking and Report Writing Workshop	81
To be or not to be vaccinated webinar (hosted by UB)	2
World Health Organization Covid19 Vaccination Training	1
Total	2,658

Persons Arrested

For period in review, the police arrested 13,856 persons for various major and minor offences throughout the Commonwealth of The Bahamas. **New Providence** accounted for 11,019 or 79% of all persons arrested, **Grand Bahama & the Northern Bahamas** accounted for 2,018 or 15%, and the **Family Islands District** accounted for 819 or 6%. Males accounted for 11,809 or 85% of arrests, and females accounted for the remaining 2,047 or 15% of arrests.



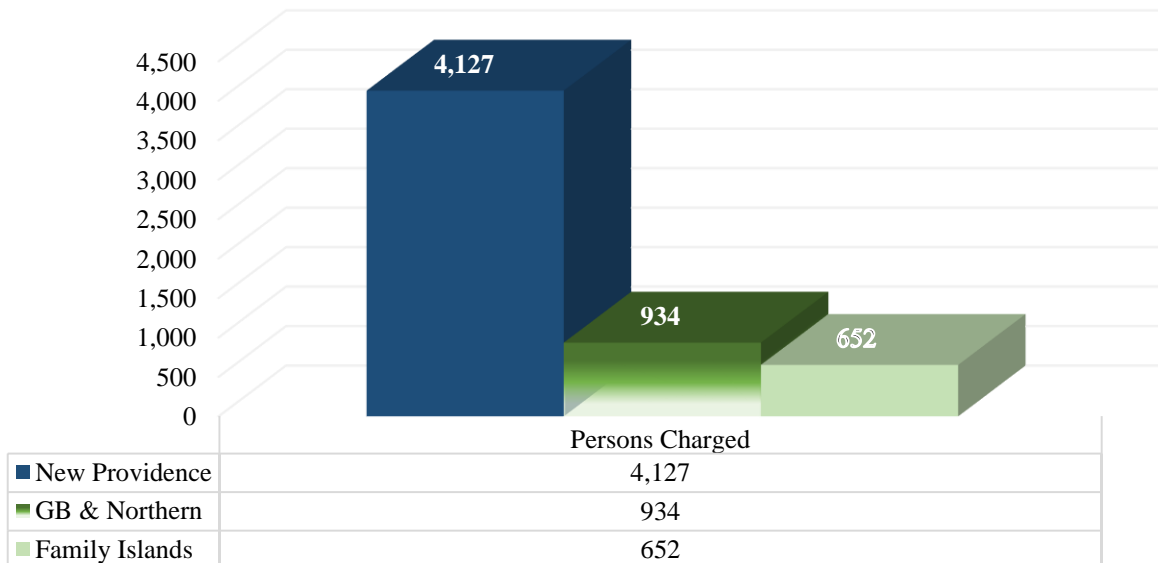
Arrests - Policing Division



Persons Charged

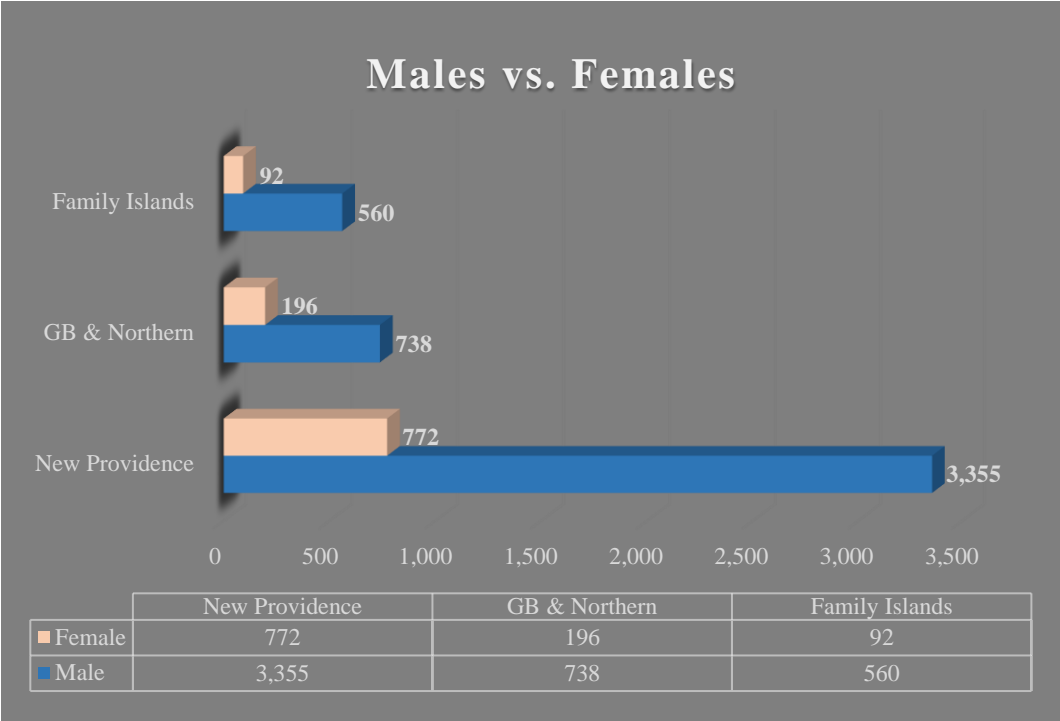
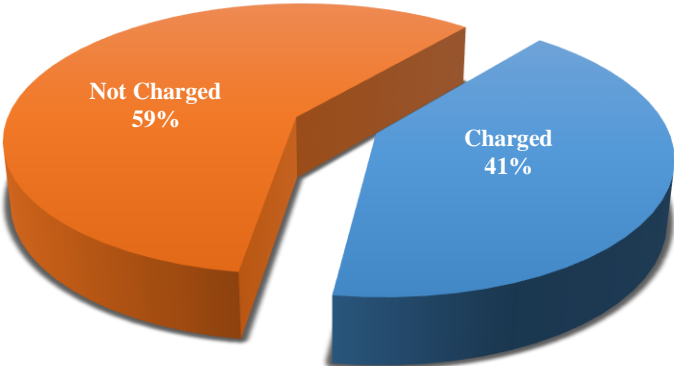
For the period in review, the police charged 5,713 persons for various major and minor offences throughout the Commonwealth of The Bahamas. **New Providence** accounted for 4,127 or 72% of all persons charged, **Grand Bahama and the Northern Bahamas** accounted for 934 or 16%, and the **Family Islands District** accounted for 652 or 12%. Males accounted for 4,653 or 81% of persons charged, and females accounted for the remaining 1,060 or 19% of persons charged.

Charged - District



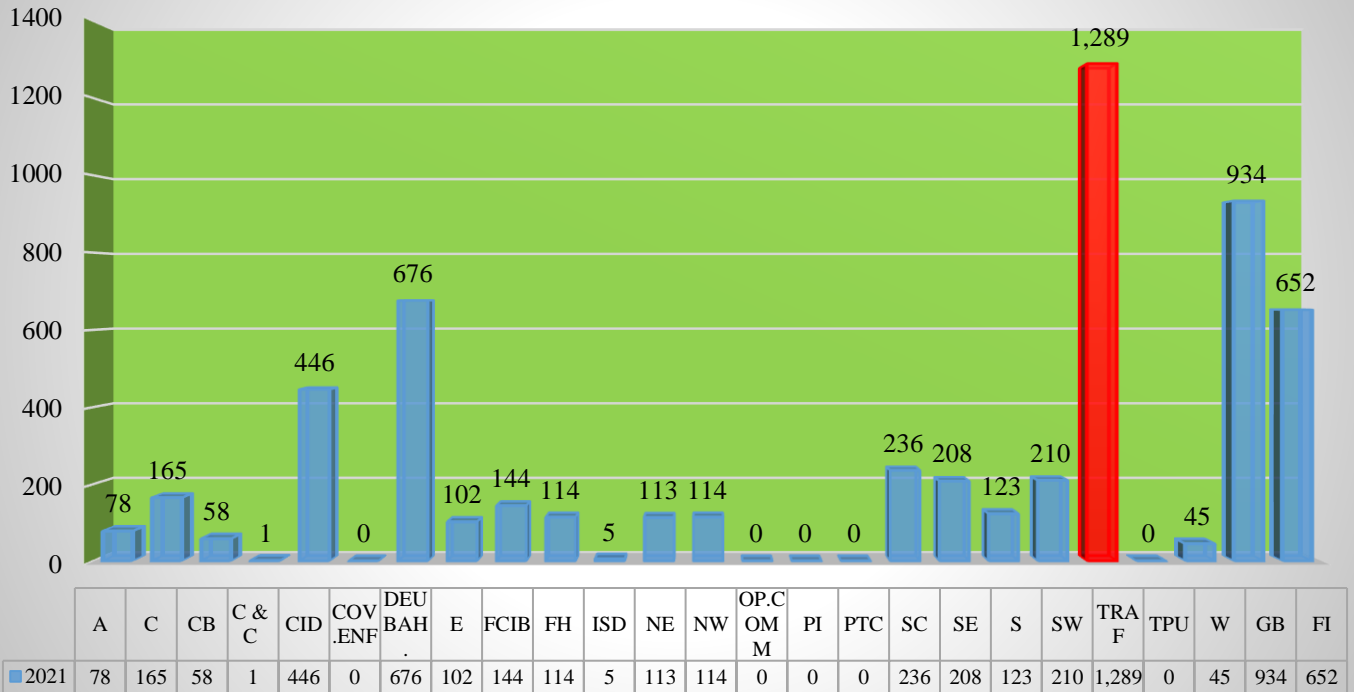
The period in review, there were 13,856 persons arrested, of which 41% or 5,713 suspects were charged before the Court.

% Persons Charged



N.B. These are preliminary figures and are subject to change. Research and Policy Branch, RBPF.

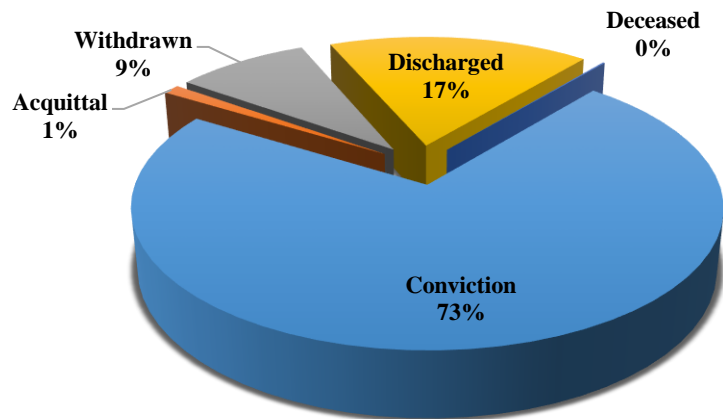
Charged - Policing Division



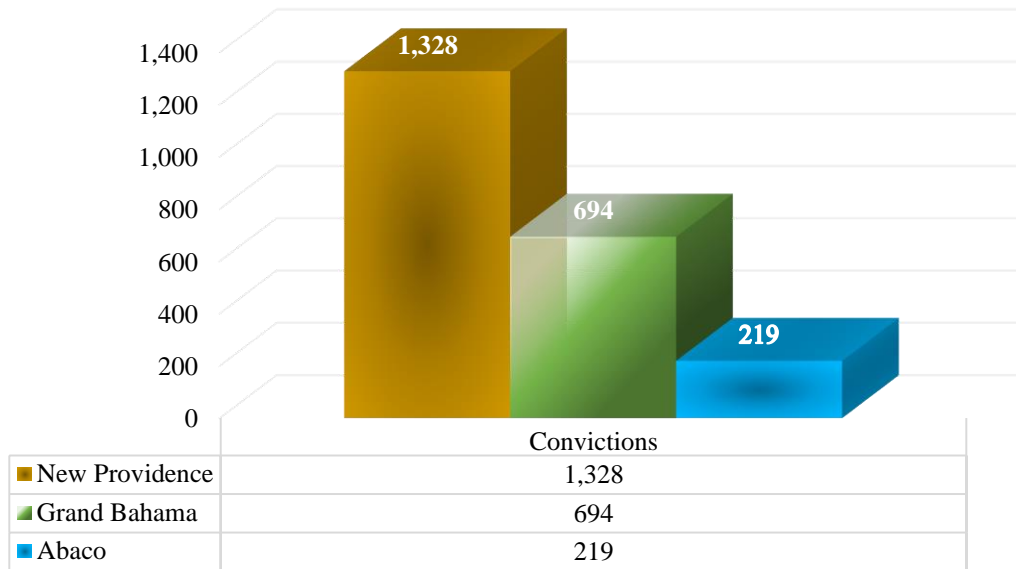
Court Case Disposition

For the period in review, there were 2,241 convictions in the Magistrates Court, 35 acquittals, 4 deaths, 536 matters were discharged, and 272 matters were withdrawn by the virtual complainant.

Case Disposition



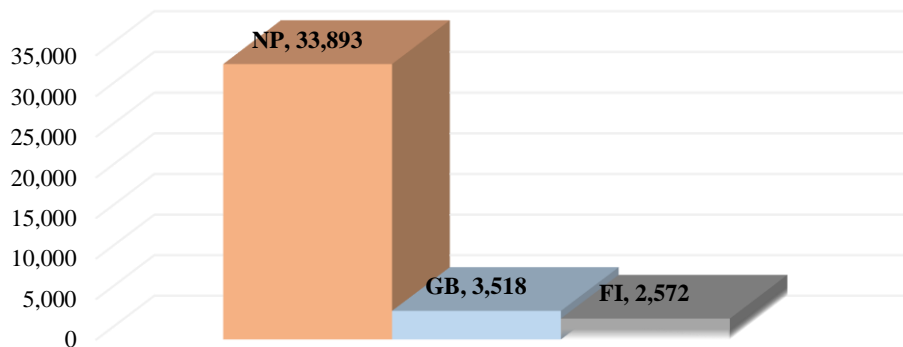
Convictions

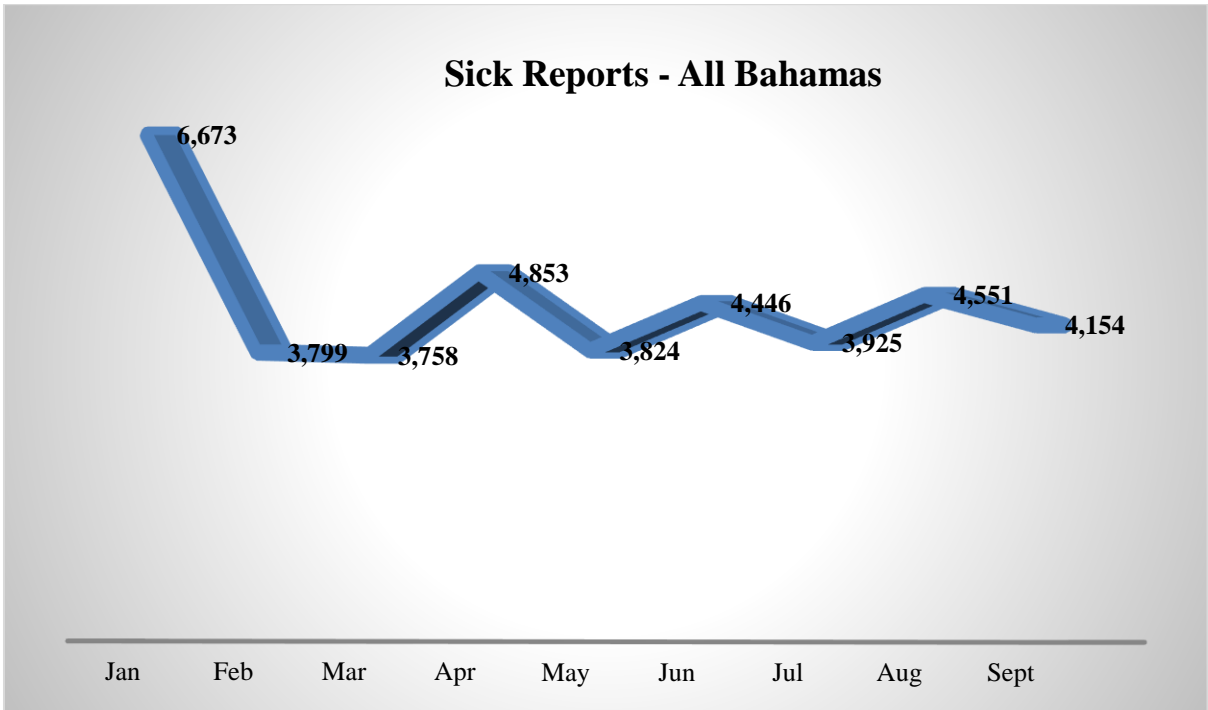


Productivity Loss

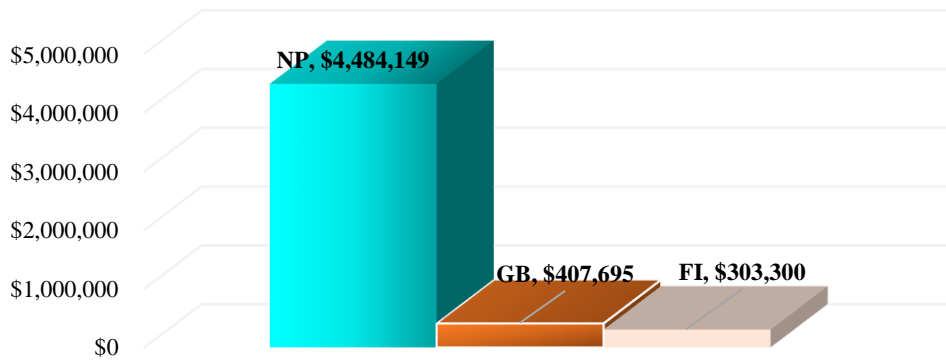
For the period in review, the Organization accounted for 39,983 sick days at an estimated loss of \$5.2m. Police Officers on industrial leave accounted for 4,799 or 12% of the overall sick days. The contracted ranks accounted for \$4.68m or 90% of all productivity losses due to sick reports. The New Providence District accounted for \$4.5m or 86% of the overall productivity losses with Grand Bahama District and the Family Islands District accounting for 8% and 6% respectively.

Sick Days by District

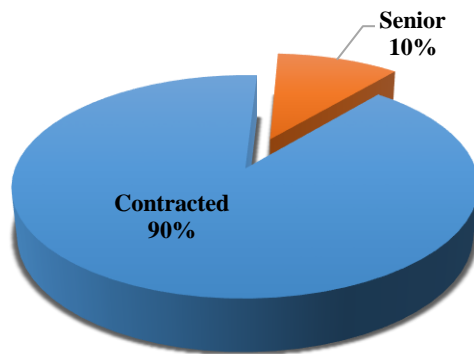




Sick Reports - Productivity Loss by District



Productivity Loss by Rank - All Bahamas



For the period in review, 1,007 officers were on 4 hour sedentary duties accounting for an estimated loss of 1.3m.

